

A84943Mu01

Polyclonal Antibody to Peptidase Inhibitor 16 (PI16)

Instruction manual

FOR IN VITRO USE AND RESEARCH USE ONLY
NOT FOR USE IN CLINICAL DIAGNOSTIC PROCEDURES

5th Edition (Revised in January, 2013)

[PRODUCT INFORMATION]

Immunogen: PI16

Clonality: Polyclonal

Host: Rabbit

Species Reactivity: Mouse

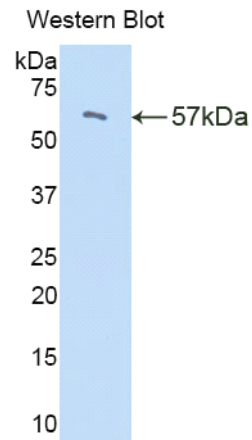
Ig type: Rabbit IgG

Purification: Antibodies are purified by target protein affinity chromatography.

Applications: WB, ICC, IHC-P, IHC-F

Form: Liquid

Size: 100µg



Sample: Recombinant mouse PI16

[IMMUNOGEN INFORMATION]




Immunogen: Recombinant mouse PI16 (Leu21~Lys468) expressed in *E. coli*.

Molecular Weight: 53.9kDa

USCN accession No.: P84943Mu01

Sequence: The target protein is fused with two N-terminal Tags, His-tag and S-tag and its sequence is listed below.

MHHHHHSSG LVPRGSGMKE TAAAKFERQH MDSPDLGTDD DDKAMADIGS EF-
LIATGPTTAL TEDEKQTMVD LHNQYRAQVS PPASDMLQMR WDELAFAK AYAQKCVWGH
NKERGRRGEN LFAITDEGMD VPLAVGNWHE EHEYNFSTA TCDPNQMCGH
YTQVVWSKTE RIGCGSHFCE TLQGVEEANI HLLVCNYEPP GNVKGRKPYQ EGTPCSQCPL
GYSCENSLCE PMRNPEKAQD SPPRVTEVPS TRATEAPSSR ETGTPSLATS ETLHFSVTKV
SDSLATESSP AVETKAPSSL ATEGPSSMAT EAQAFVTEVP LVSARHMQPS VDEGPVNFLT
STHIPVPKSM DEEASKSSAT SVSPKKS LYP KMSLTESGES VPQIQEEAEP KDELSEPEAI

Unique product Superb quality Client favorite Nicest service  ISO9001:2008 ;  ISO13485:2003 ; 

LPEAEAAPTAE AVELREPEA ESPKAESPEA EAESPLSSEA LVPVLP AQER GGQKASLEHS
GHPASPSLPT FPSASGNATG GRTLALQSSW TGAENPEK

[ANTIBODY SPECIFICITY]

Anti PI16 is a rabbit polyclonal antibody raised against mouse PI16. This antibody has been selected for its ability to recognize mouse PI16 in immunohistochemical staining and western blotting, non cross-reactive with other members of the family.

[APPLICATIONS]

Western blotting: 1:100-400

Immunocytochemistry in formalin fixed cells: 1:100-500

Immunohistochemistry in formalin fixed frozen section: 1:100-500

Immunohistochemistry in paraffin section: 1:50-200

Optimal working dilutions must be determined by end user.

[CONTENTS]

Form & Buffer: Supplied as solution form in PBS, pH 7.4, containing 0.02%Na₃N, 50% glycerol.

[QUALITY CONTROL]

Content: The quality control contains recombinant disposed in loading buffer.

Usage: 10uL per well when 3,3'-Diaminobenzidine(DAB) as the substrate.

5uL per well when used in enhanced chemiluminescent (ECL).

Note: The quality control is specifically manufactured as the positive control. Not used for other purposes.

Loading buffer: 100mM Tris(PH 8.8), 2%SDS, 200mM NaCl, 50% glycerol, BPB 0.01%, Na₃N 0.02%.

[STORAGE]

Store at 4°C for frequent use. Stored at -20°C to -80°C in a manual defrost freezer for one year without detectable loss of activity. Avoid repeated freeze-thaw cycles.