

pA84635Mu01

Polyclonal Antibody to CUB And Zona Pellucida Like Domains Protein 1 (CUZD1)

Organism: Mus musculus (Mouse)

Instruction manual

FOR IN VITRO USE AND RESEARCH USE ONLY
NOT FOR USE IN CLINICAL DIAGNOSTIC PROCEDURES

7th Edition (Revised in May, 2013)

[PRODUCT INFORMATION]

Immunogen: CUZD1, Mouse

Clonality: Polyclonal

Host: Rabbit


Immunoglobulin Type: IgG

Purification: Affinity Chromatography.

Applications: WB, ICC, IHC-P, IHC-F, ELISA

Concentration: 200µg/mL

UOM: 100µg



Sample: Recombinant CUZD1, Mouse




[IMMUNOGEN INFORMATION]

Immunogen: Recombinant CUZD1 (Ala291~Ala545) expressed in *E.coli*.

USCN Accession No.: rP84635Mu01

Sequence: The target protein is fused with two N-terminal Tags, His-tag and GST-tag and its sequence is listed below.

MRNKKFELGL EFPNLPYYID GDVKLTQSMA IIRYIADKHN MLGGCPKERA EISMLEGAVL
DIRYGVSRIA YSKDFETLKV DFLSKLPEML KMFEDRLCHK TYLNGDHVTH PDFMLYDALD
VVLYMDPMCL DAFPKLVCFK KRIEAIQID KYLKSSKYIA WPLQGQWQATF GGGDHPKSD
GSTSGSGHHH HHHSAGLVPR GSTAIGMKET AAKFERQHM DSPDLGTLEV
LFQGPLGSEF-ALNYNESNL QLNDPTCRPN VSNVIEFSIP LHECGTVKKI EDHAISYTNR
ITFIESPVSA VITRQKLLQI VVTCEMEYNS TVEIMYITED DIIQNQSVLG KYNTSLALYE
SDSFENLVQE SPYYVDLNTQ LFMVQATLHTS DPSLVVFLDT CRASPTSDFA SPTYDLISSG
CCQDETCKVY PLFGHYGRFQ FNAFKFLKHL NSVYLKCKIL ICDNNDQTSR CNQGCVPRRK
RDIPSYKWKT DSVIGPIRLK RDRSA

Unique product Superb quality Client favorite Nicest service  ISO9001:2008 ;  ISO13485:2003 ;  CE

[ANTIBODY SPECIFICITY]

The antibody is a rabbit polyclonal antibody raised against CUZD1. It has been selected for its ability to recognize CUZD1 in immunohistochemical staining and western blotting.

[APPLICATIONS]

Western blotting: 1:100-400

Immunocytochemistry in formalin fixed cells: 1:100-500

Immunohistochemistry in formalin fixed frozen section: 1:100-500

Immunohistochemistry in paraffin section: 1:50-200

Enzyme-linked Immunosorbent Assay: 1:100-200

Optimal working dilutions must be determined by end user.

[CONTENTS]

Form & Buffer: Supplied as solution form in PBS, pH7.4, containing 0.02% NaN₃, 50% glycerol.

[QUALITY CONTROL]

Content: The quality control contains recombinant CUZD1 (Ala291~Ala545) disposed in loading buffer.

Usage: 10uL per well when 3,3'-Diaminobenzidine(DAB) as the substrate.
5uL per well when used in enhanced chemiluminescent (ECL).

Note: The quality control is specifically manufactured as the positive control. Not used for other purposes.

Loading Buffer: 100mM Tris(pH8.8), 2% SDS, 200mM NaCl, 50% glycerol, BPB 0.01%, NaN₃ 0.02%.

[STORAGE]

Store at 4°C for frequent use. Stored at -20°C to -80°C in a manual defrost freezer for one year without detectable loss of activity. Avoid repeated freeze-thaw cycles.