

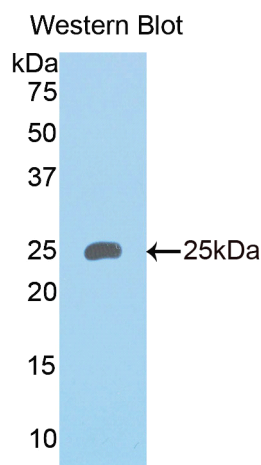
A84336Mu01
Antibody to Semaphorin 4B (SEMA4B)
Instruction manual

FOR IN VITRO USE AND RESEARCH USE ONLY
 NOT FOR USE IN CLINICAL DIAGNOSTIC PROCEDURES

6th Edition (Revised in March, 2013)

[PRODUCT INFORMATION]

Immunogen: SEMA4B
Clonality: Polyclonal
Host: Rabbit
Organism: Mouse
Immunoglobulin Type: IgG
Purification: Affinity Chromatography.
Applications: WB, ICC, IHC-P, IHC-F
Concentration: 200µg/mL
UOM: 100µg



Sample: Recombinant Mouse SEMA4B

[IMMUNOGEN INFORMATION]

Immunogen: Recombinant mouse SEMA4B (Leu31~Pro240) expressed in *E.coli*.

USCN Accession No.: P84336Mu01

Sequence: The target protein is fused with N-terminal His-Tag and its sequence is listed below.

MGHHHHHSGSEF- LGPRISVPLG SEERLIRKFE AENISNYTAL LLSQDGKTLY
 VGAREALFAL NSNLSFLPGG EYQELLWSAD ADRKQQCSFK GKDPKRDCQN YIKILLPLNS
 SHLLTCGTAA FSPLCAYIHI ASFTLAQDEA GNVILEDGKG RCPFDPNFKS TALVVDGELY
 TGTVSSFQGN DPAISRSQSS RPTKTESSLN WLQDPAFVAS AYPESLGSF

Unique product Superb quality Client favorite Nicest service  ISO9001:2008 ;  ISO13485:2003 ; 

[**ANTIBODY SPECIFICITY**]

Anti SEMA4B is a rabbit polyclonal antibody raised against mouse SEMA4B. This antibody has been selected for its ability to recognize mouse SEMA4B in immunohistochemical staining and western blotting, non cross-reactive with other members of the family.

[**APPLICATIONS**]

Western blotting: 1:100-400

Immunocytochemistry in formalin fixed cells: 1:100-500

Immunohistochemistry in formalin fixed frozen section: 1:100-500

Immunohistochemistry in paraffin section: 1:50-200

Optimal working dilutions must be determined by end user.

[**CONTENTS**]

Form & Buffer: Supplied as solution form in PBS, pH7.4, containing 0.02% Na₃N, 50% glycerol.

[**QUALITY CONTROL**]

Content: The quality control contains recombinant mouse SEMA4B(Leu31~Pro240) disposed in loading buffer.




Usage: 10uL per well when 3,3'-Diaminobenzidine(DAB) as the substrate.
5uL per well when used in enhanced chemiluminescent (ECL).

Note: The quality control is specifically manufactured as the positive control. Not used for other purposes.

Loading Buffer: 100mM Tris(pH8.8), 2% SDS, 200mM NaCl, 50% glycerol, BPB 0.01%, Na₃N 0.02%.

[**STORAGE**]

Store at 4°C for frequent use. Stored at -20°C to -80°C in a manual defrost freezer for one year without detectable loss of activity. Avoid repeated freeze-thaw cycles.

Unique product Superb quality Client favorite Nicest service  ISO9001:2008 ;  ISO13485:2003 ;  CE