

**pA81983Hu01**

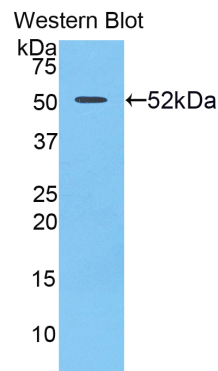
**Polyclonal Antibody to Uracil Phosphoribosyltransferase (UPRT)**  
**Organism: Homo sapiens (Human)**  
*Instruction manual*

FOR IN VITRO USE AND RESEARCH USE ONLY  
 NOT FOR USE IN CLINICAL DIAGNOSTIC PROCEDURES

7th Edition (Revised in May, 2013)

**[ PRODUCT INFORMATION ]**




**Immunogen:** UPRT, Human  
**Clonality:** Polyclonal  
**Host:** Rabbit  
**Immunoglobulin Type:** IgG  
**Purification:** Affinity Chromatography.  
**Applications:** WB, ICC, IHC-P, IHC-F, ELISA  
**Concentration:** 200µg/mL  
**UOM:** 100µg



*Sample: Recombinant UPRT, Human*

**[ IMMUNOGEN INFORMATION ]**

**Immunogen:** Recombinant UPRT (Asn75~Ala297) expressed in *E. coli*.  
**USCN Accession No.:** rP81983Hu01  
**Sequence:** The target protein is fused with two N-terminal Tags, His-tag and GST-tag and its sequence is listed below.  
 MRNKKFELGL EFPNLPYYID GDVKLTQSMA IIRYIADKHN MLGGCPKERA EISMLEGAVL  
 DIRYGVSRIA YSKDFETLKV DFLSKLPEML KMFEDRLCHK TYLNGDHVTH PDFMLYDALD  
 VVLYMDPMCL DAFPKLVCFK KRIEAIQID KYLKSSKYIA WPLQGQWQATF GGDHPPKSD  
 GSTSGSGHHH HHSAGLVPR GSTAIGMKET AAKFERQHM DSPDLGTLEV  
 LFQGPLGSEF-NSEGENS GSGDSSSYDA PAGNSFLEDC ELSRQIGAQL KLLPMNDQIR  
 ELQTIIRDKT ASRGDFMFSA DRLIRLVVEE GLNQLPYKEC MVTTPTGYKY EGVKFEKGNC  
 GVSIMRSGEA MEQGLRDCCR SIRIGKILIQ SDEETQRAKV YYAKFPPDIY RRVLLMYPI  
 LSTGNTVIEA VKVLIEHG VQ PSVILLSLF STPHGAKSII QEFPEITILT TEVHPVA

*Unique product Superb quality Client favorite Nicest service*  ISO9001:2008;  ISO13485:2003; 

## [ ANTIBODY SPECIFICITY ]

The antibody is a rabbit polyclonal antibody raised against UPRT. It has been selected for its ability to recognize UPRT in immunohistochemical staining and western blotting.

## [ APPLICATIONS ]

Western blotting: 1:100-400

Immunocytochemistry in formalin fixed cells: 1:100-500

Immunohistochemistry in formalin fixed frozen section: 1:100-500

Immunohistochemistry in paraffin section: 1:50-200

Enzyme-linked Immunosorbent Assay: 1:100-200

Optimal working dilutions must be determined by end user.

## [ CONTENTS ]

**Form & Buffer:** Supplied as solution form in PBS, pH7.4, containing 0.02% NaN<sub>3</sub>, 50% glycerol.

## [ QUALITY CONTROL ]

**Content:** The quality control contains recombinant UPRT (Asn75~Ala297) disposed in loading buffer.

**Usage:** 10uL per well when 3,3'-Diaminobenzidine(DAB) as the substrate.  
5uL per well when used in enhanced chemiluminescent (ECL).

**Note:** The quality control is specifically manufactured as the positive control. Not used for other purposes.

**Loading Buffer:** 100mM Tris(pH8.8), 2% SDS, 200mM NaCl, 50% glycerol, BPB 0.01%, NaN<sub>3</sub> 0.02%.

## [ STORAGE ]

Store at 4°C for frequent use. Stored at -20°C to -80°C in a manual defrost freezer for one year without detectable loss of activity. Avoid repeated freeze-thaw cycles.