


**A81664Hu01**  
**Polyclonal Antibody to Zinc Finger, AN1-Type Domain Protein 6 (ZFAND6)**  
**Instruction manual**

FOR IN VITRO USE AND RESEARCH USE ONLY  
NOT FOR USE IN CLINICAL DIAGNOSTIC PROCEDURES

5th Edition (Revised in January, 2013)

**[ PRODUCT INFORMATION ]**




**Immunogen:** ZFAND6  
**Clonality:** Polyclonal  
**Host:** Rabbit  
**Species Reactivity:** Human  
**Ig type:** Rabbit IgG  
**Purification:** Antibodies are purified by target protein affinity chromatography.  
**Applications:** WB, ICC, IHC-P, IHC-F  
**Form:** Liquid  
**Size:** 100µg



*Sample: Recombinant human ZFAND6*

**[ IMMUNOGEN INFORMATION ]**

**Immunogen:** Recombinant human ZFAND6 (Gly19~Ile208) expressed in *E. coli*.  
**Molecular Weight:** 22.2kDa  
**USCN accession No.:** P81664Hu01  
**Sequence:** The target protein is fused with N-terminal His-Tag and its sequence is listed below.  
MGHHHHHSGSEF-GF YGNPRTNGMC SVCYKEHLQR QNSSNGRISP PATSVSSLSE  
SLPVQCTDGS VPEAQSALDS TSSSMQPSV SNQSLLESV ASSQLDSTSV DKAVPETEDV  
QASVSDTAQQ PSEEQSKSLE KPKQKKNRCF MCRKKVGLTG FECRCGNVYC  
GVHRYSDVHN CSYNYKADAA EKIRKENPVV VGEKIQKI

*Unique product Superb quality Client favorite Nicest service*  ISO9001:2008;  ISO13485:2003; 

## **[ ANTIBODY SPECIFICITY ]**

Anti ZFAND6 is a rabbit polyclonal antibody raised against human ZFAND6. This antibody has been selected for its ability to recognize human ZFAND6 in immunohistochemical staining and western blotting, non cross-reactive with other members of the family.

## **[ APPLICATIONS ]**

Western blotting: 1:100-400

Immunocytochemistry in formalin fixed cells: 1:100-500

Immunohistochemistry in formalin fixed frozen section: 1:100-500

Immunohistochemistry in paraffin section: 1:50-200

Optimal working dilutions must be determined by end user.

## **[ CONTENTS ]**

**Form & Buffer:** Supplied as solution form in PBS, pH 7.4, containing 0.02%Na<sub>3</sub>N, 50% glycerol.

## **[ QUALITY CONTROL ]**

**Content:** The quality control contains recombinant human ZFAND6 (Gly19~Ile208) disposed in loading buffer.

**Usage:** 10uL per well when 3,3'-Diaminobenzidine(DAB) as the substrate.  
5uL per well when used in enhanced chemiluminescent (ECL).

Note: The quality control is specifically manufactured as the positive control. Not used for other purposes.

**Loading buffer:** 100mM Tris(PH 8.8), 2%SDS, 200mM NaCl, 50% glycerol, BPB 0.01%, Na<sub>3</sub>N 0.02%.

## **[ STORAGE ]**

Store at 4°C for frequent use. Stored at -20°C to -80°C in a manual defrost freezer for one year without detectable loss of activity. Avoid repeated freeze-thaw cycles.