

pA80390Hu01
Polyclonal Antibody to CutC Copper Transporter (CUTC)
Organism: Homo sapiens (Human)
Instruction manual

FOR IN VITRO USE AND RESEARCH USE ONLY
NOT FOR USE IN CLINICAL DIAGNOSTIC PROCEDURES

7th Edition (Revised in May, 2013)

[**PRODUCT INFORMATION**]

Immunogen: CUTC, Human

Clonality: Polyclonal

Host: Rabbit

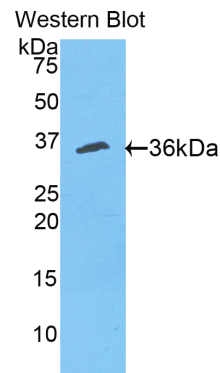
Immunoglobulin Type: IgG

Purification: Affinity Chromatography.

Applications: WB, ICC, IHC-P, IHC-F, ELISA

Concentration: 200µg/mL

UOM: 100µg



Sample: Recombinant CUTC, Human




[**IMMUNOGEN INFORMATION**]

Immunogen: Recombinant CUTC (Met1~Val273) expressed in *E. coli*.

USCN Accession No.: rP80390Hu01

Sequence: The target protein is fused with two N-terminal Tags, His-tag and S-tag and its sequence is listed below.

MHHHHHHSSG LVPRGSGMKE TAAAKFERQH MDSPDLGTDD DDKAMADIGS EFELRRQ-
MKRQGASSER KRARIPSGKA GAANGFLMEV CVDSVESAVN AERGGADRIE LCSGLSEGGT
TPSMGV LQVV KQSVQIPV FV MIRPRGGDFL YSDREIEVMK ADIRLAKLYG
ADGLVFGALTEDGHIDKELC MSLMAICRPL PVTFHRAFDV VHDPMMALET LTLGFERVL
TSGCDSSALE GLPLIKRLIE QAKGRIVVMP GGGITDRNLQ RILEGSGATE FHCSARSTRD
SGMKFRNSSV AMGASLSCSE YSLKVTDVTK VRTLNAIAKN ILV

Unique product Superb quality Client favorite Nicest service  ISO9001:2008 ;  ISO13485:2003 ; 

[ANTIBODY SPECIFICITY]

The antibody is a rabbit polyclonal antibody raised against CUTC. It has been selected for its ability to recognize CUTC in immunohistochemical staining and western blotting.

[APPLICATIONS]

Western blotting: 1:100-400

Immunocytochemistry in formalin fixed cells: 1:100-500

Immunohistochemistry in formalin fixed frozen section: 1:100-500

Immunohistochemistry in paraffin section: 1:50-200

Enzyme-linked Immunosorbent Assay: 1:100-200

Optimal working dilutions must be determined by end user.

[CONTENTS]

Form & Buffer: Supplied as solution form in PBS, pH7.4, containing 0.02% NaN₃, 50% glycerol.

[QUALITY CONTROL]

Content: The quality control contains recombinant CUTC (Met1~Val273) disposed in loading buffer.




Usage: 10uL per well when 3,3'-Diaminobenzidine(DAB) as the substrate.
5uL per well when used in enhanced chemiluminescent (ECL).

Note: The quality control is specifically manufactured as the positive control. Not used for other purposes.

Loading Buffer: 100mM Tris(pH8.8), 2% SDS, 200mM NaCl, 50% glycerol, BPB 0.01%, NaN₃ 0.02%.

[STORAGE]

Store at 4°C for frequent use. Stored at -20°C to -80°C in a manual defrost freezer for one year without detectable loss of activity. Avoid repeated freeze-thaw cycles.

Unique product Superb quality Client favorite Nicest service  ISO9001:2008;  ISO13485:2003;  CE