


A98809Hu01
Polyclonal Antibody
To Tyrosine 3/Tryptophan 5 Monooxygenase Activation Protein Zeta (YWHAz)
Organism: Homo sapiens (Human)
Instruction manual

FOR IN VITRO USE AND RESEARCH USE ONLY
 NOT FOR USE IN CLINICAL DIAGNOSTIC PROCEDURES

[PRODUCT INFORMATION]

Immunogen: YWHAz, Human
Clonality: Polyclonal
Host: Rabbit
Immunoglobulin Type: IgG
Purification: Affinity Chromatography.
Applications: WB, ICC, IHC-P, IHC-F
Concentration: 200µg/mL
UOM: 100µg

6th Edition (Revised in March, 2013)






Sample: Recombinant YWHAz, Human

[IMMUNOGEN INFORMATION]

Immunogen: Recombinant YWHAz (Met1~Asn245) expressed in *E. coli*.
USCN Accession No.: P98809Hu01
Sequence: The target protein is fused with N-terminal His-Tag and its sequence is listed below.

MGHHHHHSGSEF- MDKNELVQKA KLAEQAERYD DMAACMKSVT EQGAELSNEE
 RNLLSVAYKN VVGARRSSWR VVSSIEQKTE GAEKKQQMAR EYREKIETEL RDICNDVLSL
 LEKFLIPNAS QAESKVFLK MKGDYYRYLA EVAAGDDKKG IVDQSQQAYQ EAFEISKEM
 QPTHPIRLGL ALNFSVFYEE ILNSPEKACS LAKTAFDEAI AELDTLSEES YKDSTLIMQL
 LRDNLTLWTS DTQGDEAEAG EGGEN

Unique product Superb quality Client favorite Nicest service  ISO9001:2008;  ISO13485:2003;  CE

[ANTIBODY SPECIFICITY]

The antibody is a rabbit polyclonal antibody raised against YWHAz. It has been selected for its ability to recognize YWHAz in immunohistochemical staining and western blotting.

[APPLICATIONS]

Western blotting: 1:100-400

Immunocytochemistry in formalin fixed cells: 1:100-500

Immunohistochemistry in formalin fixed frozen section: 1:100-500

Immunohistochemistry in paraffin section: 1:50-200

Optimal working dilutions must be determined by end user.

[CONTENTS]

Form & Buffer: Supplied as solution form in PBS, pH7.4, containing 0.02% NaN₃, 50% glycerol.

[QUALITY CONTROL]

Content: The quality control contains recombinant YWHAz (Met1~Asn245) disposed in loading buffer.

Usage: 10uL per well when 3,3'-Diaminobenzidine(DAB) as the substrate.
5uL per well when used in enhanced chemiluminescent (ECL).

Note: The quality control is specifically manufactured as the positive control. Not used for other purposes.

Loading Buffer: 100mM Tris(pH8.8), 2% SDS, 200mM NaCl, 50% glycerol, BPB 0.01%, NaN₃ 0.02%.

[STORAGE]

Store at 4°C for frequent use. Stored at -20°C to -80°C in a manual defrost freezer for one year without detectable loss of activity. Avoid repeated freeze-thaw cycles.