


A98516Mu01
Polyclonal Antibody to Lecithin Cholesterol Acyltransferase (LCAT)
Instruction manual

FOR IN VITRO USE AND RESEARCH USE ONLY
NOT FOR USE IN CLINICAL DIAGNOSTIC PROCEDURES

5th Edition (Revised in January, 2013)

[PRODUCT INFORMATION]

Immunogen: LCAT
Clonality: Polyclonal
Host: Rabbit
Species Reactivity: Mouse
Ig type: Rabbit IgG
Purification: Antibodies are purified by target protein affinity chromatography.
Applications: WB, ICC, IHC-P, IHC-F
Form: Liquid
Size: 100 μ g



Sample: Recombinant mouse LCAT

[IMMUNOGEN INFORMATION]




Immunogen: Recombinant mouse LCAT (Glu41~His210) expressed in *E. coli*.

Molecular Weight: 20.9kDa

USCN accession No.: P98516Mu01

Sequence: The target protein is fused with N-terminal His-Tag and its sequence is listed below.

MGHHHHHSGSEF- ELSNHTRPVI LVPGCLGNRL EAKLDKPDVV NWMCYRKTED
FFTIWLDLDFNL FLPLGVDCWI DNTRIVYNHS SGRVSNAPGV QIRVPGFGKT ESVEYVDDNK
LAGYLHTLVQ NLVNNGYVRD ETVRAAPYDW RLAPHQQDEY YKKLAGLVEE MYAAYGKPVF
LIGHSLGCLH

Unique product Superb quality Client favorite Nicest service  ISO9001:2008;  ISO13485:2003; 

[ANTIBODY SPECIFICITY]

Anti LCAT is a rabbit polyclonal antibody raised against mouse LCAT. This antibody has been selected for its ability to recognize mouse LCAT in immunohistochemical staining and western blotting, non cross-reactive with other members of the family.

[APPLICATIONS]

Western blotting: 1:100-400

Immunocytochemistry in formalin fixed cells: 1:100-500

Immunohistochemistry in formalin fixed frozen section: 1:100-500

Immunohistochemistry in paraffin section: 1:50-200

Optimal working dilutions must be determined by end user.

[CONTENTS]

Form & Buffer: Supplied as solution form in PBS, pH 7.4, containing 0.02%Na₃N, 50% glycerol.

[QUALITY CONTROL]

Content: The quality control contains recombinant mouse LCAT (Glu41~His210) disposed in loading buffer.

Usage: 10uL per well when 3,3'-Diaminobenzidine(DAB) as the substrate.

5uL per well when used in enhanced chemiluminescent (ECL).

Note: The quality control is specifically manufactured as the positive control. Not used for other purposes.

Loading buffer: 100mM Tris(PH 8.8), 2%SDS, 200mM NaCl, 50% glycerol, BPB 0.01%, Na₃N 0.02%.

[STORAGE]

Store at 4°C for frequent use. Stored at -20°C to -80°C in a manual defrost freezer for one year without detectable loss of activity. Avoid repeated freeze-thaw cycles.