

**PAJ226Ra02****Polyclonal Antibody to Biglycan (BGN)****Organism Species: Rattus norvegicus (Rat)*****Instruction manual***

FOR IN VITRO USE AND RESEARCH USE ONLY

NOT FOR USE IN CLINICAL DIAGNOSTIC PROCEDURES

10th Edition (Revised in Jan, 2014)

**[ PRODUCT INFORMATION ]****Immunogen:** BGN, Rat**Clonality:** Polyclonal**Host:** Rabbit**Immunoglobulin Type:** IgG**Purification:** Affinity Chromatography.**Applications:** WB, ICC, IHC-P, IHC-F, ELISA**Concentration:** 200µg/mL**UOM:** 100µg**[ IMMUNOGEN INFORMATION ]****Immunogen:** Recombinant BGN (Gln243~Lys369) with N-terminal His-Tag expressed in *E.coli*.**Accession No.:** RPJ226Ra02**[ ANTIBODY SPECIFICITY ]**

The antibody is a rabbit polyclonal antibody raised against BGN. It has been selected for its ability to recognize BGN in immunohistochemical staining and western blotting.

**[ APPLICATIONS ]**

Western blotting: 1:50-400

Immunocytochemistry in formalin fixed cells: 1:50-500

Immunohistochemistry in formalin fixed frozen section: 1:50-500

Immunohistochemistry in paraffin section: 1:10-100

Enzyme-linked Immunosorbent Assay: 1:100-200

Optimal working dilutions must be determined by end user.

## [ CONTENTS ]

**Form & Buffer:** Supplied as solution form in PBS, pH7.4, containing 0.02%  $\text{NaN}_3$ , 50% glycerol.

## [ QUALITY CONTROL ]

**Content:** The quality control contains recombinant BGN (Gln243~Lys369) disposed in loading buffer.

**Usage:** 10uL per well when 3,3'-Diaminobenzidine(DAB) as the substrate.  
5uL per well when used in enhanced chemiluminescent (ECL).


**Note:** The quality control is specifically manufactured as the positive control. Not used for other purposes.

**Loading Buffer:** 100mM Tris(pH8.8), 2% SDS, 200mM NaCl, 50% glycerol, BPB 0.01%,  $\text{NaN}_3$  0.02%.

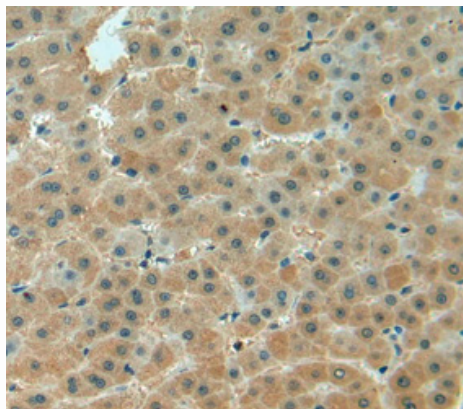
## [ STORAGE ]

Store at 4°C for frequent use. Stored at -20°C to -80°C in a manual defrost freezer for one year without detectable loss of activity. Avoid repeated freeze-thaw cycles.

## [ IMAGES ]



**Used in Western Blot, Sample:**  
**Recombinant BGN, Rat**



**Used in DAB staining on formalin fixed  
paraffin- embedded liver tissue**

**PAJ226Ra02**

**Polyclonal Antibody to Biglycan (BGN)**

**Organism Species: Rattus norvegicus (Rat)**

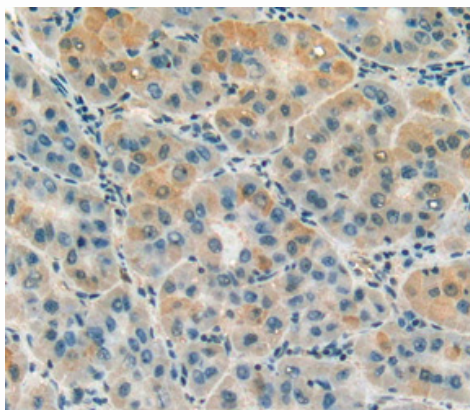
***Instruction manual***

FOR IN VITRO USE AND RESEARCH USE ONLY

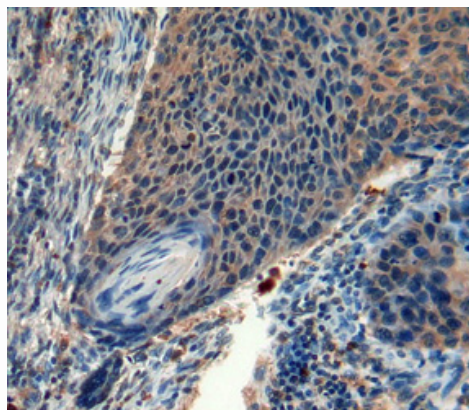
NOT FOR USE IN CLINICAL DIAGNOSTIC PROCEDURES

---

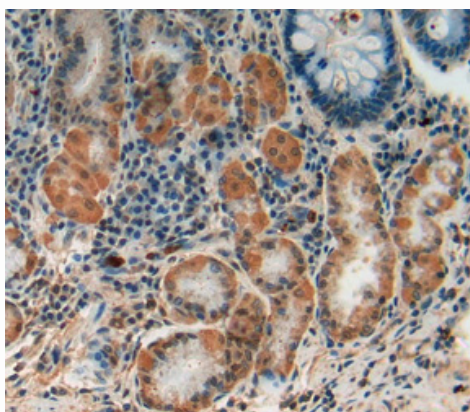
---



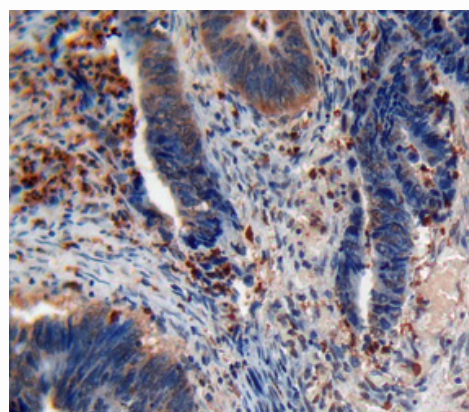
Used in DAB staining on formalin fixed paraffin- embedded human liver cancer tissue



Used in DAB staining on formalin fixed paraffin- embedded human esophagus cancer tissue



Used in DAB staining on formalin fixed paraffin- embedded stomach tissue



Used in DAB staining on formalin fixed paraffin- embedded human rectum cancer tissue