

A98048Ra01
Polyclonal Antibody to Gastrokin 2 (GKN2)
Instruction manual

FOR IN VITRO USE AND RESEARCH USE ONLY
NOT FOR USE IN CLINICAL DIAGNOSTIC PROCEDURES

5th Edition (Revised in January, 2013)

[PRODUCT INFORMATION]

Immunogen: GKN2

Clonality: Polyclonal

Host: Rabbit

Species Reactivity: Rat


Ig type: Rabbit IgG

Purification: Antibodies are purified by target protein affinity chromatography.

Applications: WB, ICC, IHC-P, IHC-F

Form: Liquid

Size: 100µg



Sample: Recombinant rat GKN2

[IMMUNOGEN INFORMATION]




Immunogen: Recombinant rat GKN2 (Lys21~Leu184) expressed in *E.coli*.

Molecular Weight: 23.9kDa

USCN accession No.: P98048Ra01

Sequence: The target protein is fused with two N-terminal Tags, His-tag and S-tag and its sequence is listed below.

MHHHHHHSSG LVPRGSGMKE TAAKFERQH MDSPDLGTTD DDKAMADIGS EF-
KEVFNIFVPG NNGGNVQETV TIDNQENTAT INIHSGSCSS TTIFDYKHGY IASRVLSRRA
CYIIKMDHKA IPALDKLQRF LYEQTMNAM ASTEYTWVKY NPLKSLITKV DWFLFGSPIE
QLCKHIPLYE GEVATKPREV GTGGCAKVG I LGILGISICG GIHL

Unique product Superb quality Client favorite Nicest service  ISO9001:2008;  ISO13485:2003; 

[ANTIBODY SPECIFICITY]

Anti GKN2 is a rabbit polyclonal antibody raised against rat GKN2. This antibody has been selected for its ability to recognize rat GKN2 in immunohistochemical staining and western blotting, non cross-reactive with other members of the family.

[APPLICATIONS]

Western blotting: 1:100-400

Immunocytochemistry in formalin fixed cells: 1:100-500

Immunohistochemistry in formalin fixed frozen section: 1:100-500

Immunohistochemistry in paraffin section: 1:50-200

Optimal working dilutions must be determined by end user.

[CONTENTS]

Form & Buffer: Supplied as solution form in PBS, pH 7.4, containing 0.02% Na₃N, 50% glycerol.

[QUALITY CONTROL]

Content: The quality control contains recombinant rat GKN2 (Lys21~Leu184) disposed in loading buffer.

Usage: 10uL per well when 3,3'-Diaminobenzidine(DAB) as the substrate.
5uL per well when used in enhanced chemiluminescent (ECL).

Note: The quality control is specifically manufactured as the positive control. Not used for other purposes.

Loading buffer: 100mM Tris(PH 8.8), 2%SDS, 200mM NaCl, 50% glycerol, BPB 0.01%, Na₃N 0.02%.

[STORAGE]

Store at 4°C for frequent use. Stored at -20°C to -80°C in a manual defrost freezer for one year without detectable loss of activity. Avoid repeated freeze-thaw cycles.