


A97365Hu01
Antibody to Plastin 3 (PLS3)
Instruction manual

FOR IN VITRO USE AND RESEARCH USE ONLY
NOT FOR USE IN CLINICAL DIAGNOSTIC PROCEDURES

6th Edition (Revised in March, 2013)

[PRODUCT INFORMATION]

Immunogen: PLS3
Clonality: Polyclonal
Host: Rabbit
Organism: Human
Immunoglobulin Type: IgG
Purification: Affinity Chromatography.
Applications: WB, ICC, IHC-P, IHC-F
Concentration: 200µg/mL
UOM: 100µg






Sample: Recombinant Human PLS3

[IMMUNOGEN INFORMATION]

Immunogen: Recombinant human PLS3 (Ala379~Val630) expressed in *E.coli*.
USCN Accession No.: P97365Hu01
Sequence: The target protein is fused with N-terminal His-Tag and its sequence is listed below.

MGHHHHHHSQSEF- AL TKPENQDIDW TLLEGETREE RTFRNWMNSL GVNPHVNHLY
ADLQDALVIL QLYERIKVPV DWSKVNKPPY PKLGANMKKL ENCNYAVELG KHPAKFSLVG
IGGQDLNDGN QTLTLALVWQ LMRRYTLNLV EDLGDGQKAN DDIIVNWWNR TLSEAGKSTS
IQSFKDKTIS SSLAVVDLID AIQPGCINYD LVKSGNLTED DKHNNAKYAV SMARRIGARV
YALPEDLVEV KPKMVMTVFA CLMGRGMKRV

Unique product Superb quality Client favorite Nicest service  ISO9001:2008 ;  ISO13485:2003 ; 

[ANTIBODY SPECIFICITY]

Anti PLS3 is a rabbit polyclonal antibody raised against human PLS3. This antibody has been selected for its ability to recognize human PLS3 in immunohistochemical staining and western blotting, non cross-reactive with other members of the family.

[APPLICATIONS]

Western blotting: 1:100-400

Immunocytochemistry in formalin fixed cells: 1:100-500

Immunohistochemistry in formalin fixed frozen section: 1:100-500

Immunohistochemistry in paraffin section: 1:50-200

Optimal working dilutions must be determined by end user.

[CONTENTS]

Form & Buffer: Supplied as solution form in PBS, pH7.4, containing 0.02% Na₃N, 50% glycerol.

[QUALITY CONTROL]

Content: The quality control contains recombinant human PLS3(Ala379~Val630) disposed in loading buffer.




Usage: 10uL per well when 3,3'-Diaminobenzidine(DAB) as the substrate.
5uL per well when used in enhanced chemiluminescent (ECL).

Note: The quality control is specifically manufactured as the positive control. Not used for other purposes.

Loading Buffer: 100mM Tris(pH8.8), 2% SDS, 200mM NaCl, 50% glycerol, BPB 0.01%, Na₃N 0.02%.

[STORAGE]

Store at 4°C for frequent use. Stored at -20°C to -80°C in a manual defrost freezer for one year without detectable loss of activity. Avoid repeated freeze-thaw cycles.

Unique product Superb quality Client favorite Nicest service  ISO9001:2008;  ISO13485:2003;  CE