

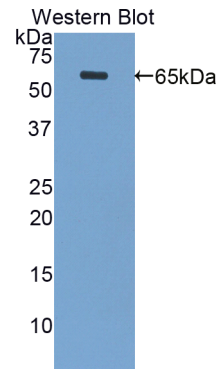
pA97334Hu02
Polyclonal Antibody to Periplakin (PPL)
Organism: Homo sapiens (Human)
Instruction manual

FOR IN VITRO USE AND RESEARCH USE ONLY
 NOT FOR USE IN CLINICAL DIAGNOSTIC PROCEDURES

7th Edition (Revised in May, 2013)

[**PRODUCT INFORMATION**]

Immunogen: PPL, Human
Clonality: Polyclonal
Host: Rabbit
Immunoglobulin Type: IgG
Purification: Affinity Chromatography.
Applications: WB, ICC, IHC-P, IHC-F, ELISA
Concentration: 200µg/mL
UOM: 100µg






Sample: Recombinant PPL, Human

[**IMMUNOGEN INFORMATION**]

Immunogen: Recombinant PPL (Glu1439~Gly1716) expressed in *E. coli*.
USCN Accession No.: rP97334Hu02
Sequence: The target protein is fused with two N-terminal Tags, His-tag and GST-tag and its sequence is listed below.

MSPILGYWKI KGLVQPTRL L LEYLEEKYEE HLYERDEGDK WRNKKFELGL EFPNLPYYID
 GDVKLTQSMA IIRYIADKHN MLGGCPKERA EISMLEGAVL DIRYGVSR IA YSKDFETLKV
 DFLSKLP EML KMFEDRLCHK TYLNGDHVTH PDFMLYDALD VVLYMDPMCL DAFPKLVCFK
 KRIEAIQID KYLKSSKYIA WPLQG WQATF GGGDHPPKSD GSTSGSGHHH HHHSAGLVPR
 GSTAIGMKET AAKFERQHM DSPDLGTLEV L FQGPLGS-EK VTHTQKVV LQ
 QDPQQAREHA LLRLQLEEEQ HRRQLLEGEL ETLRRKLAAL EKAEVKEKVV LSESVQVEKG
 DTEQEIQLRK SSLEESRSK RELDVEVSRL EARLSELEFH NSKSSKELDF LREENHKLQL

Unique product Superb quality Client favorite Nicest service  ISO9001:2008;  ISO13485:2003;  CE

ERQNLQLETR RLQSEINMAA TETRDLRNMT VADSGTNHDS RLWSSLERELD DLKRLSKDKD
LEIDELQKRL GSVAVKREQR ENHLRRSIVV IHPDTGRELS PEEAHRAGLI DWNMFVKLRS
QECDWEEISV KGPNGESSVI HDRKSG

[**ANTIBODY SPECIFICITY**]

The antibody is a rabbit polyclonal antibody raised against PPL. It has been selected for its ability to recognize PPL in immunohistochemical staining and western blotting.

[**APPLICATIONS**]

Western blotting: 1:100-400

Immunocytochemistry in formalin fixed cells: 1:100-500

Immunohistochemistry in formalin fixed frozen section: 1:100-500

Immunohistochemistry in paraffin section: 1:50-200

Enzyme-linked Immunosorbent Assay: 1:100-200

Optimal working dilutions must be determined by end user.

[**CONTENTS**]

Form & Buffer: Supplied as solution form in PBS, pH7.4, containing 0.02% NaN₃, 50% glycerol.

[**QUALITY CONTROL**]

Content: The quality control contains recombinant PPL (Glu1439~Gly1716) disposed in loading buffer.



Usage: 10uL per well when 3,3'-Diaminobenzidine(DAB) as the substrate.
5uL per well when used in enhanced chemiluminescent (ECL).

Note: The quality control is specifically manufactured as the positive control. Not used for other purposes.

Loading Buffer: 100mM Tris(pH8.8), 2% SDS, 200mM NaCl, 50% glycerol, BPB 0.01%, NaN₃ 0.02%.

[**STORAGE**]

Store at 4°C for frequent use. Stored at -20°C to -80°C in a manual defrost freezer for one year without detectable loss of activity. Avoid repeated freeze-thaw cycles.

Unique product Superb quality Client favorite Nicest service  ISO9001:2008;  ISO13485:2003; 