

A95753Hu01
Antibody to Peroxiredoxin 3 (PRDX3)
Instruction manual

FOR IN VITRO USE AND RESEARCH USE ONLY
NOT FOR USE IN CLINICAL DIAGNOSTIC PROCEDURES

6th Edition (Revised in March, 2013)

[PRODUCT INFORMATION]

Immunogen: PRDX3

Clonality: Polyclonal

Host: Rabbit

Organism: Human

Immunoglobulin Type: IgG


Purification: Affinity Chromatography.

Applications: WB, ICC, IHC-P, IHC-F

Concentration: 200µg/mL

UOM: 100µg

PRDX3



Sample: Recombinant Human




[IMMUNOGEN INFORMATION]

Immunogen: Recombinant human PRDX3 (Val5~Trp233) expressed in *E.coli*.

USCN Accession No.: P95753Hu01

Sequence: The target protein is fused with N-terminal His-Tag and its sequence is listed below.

MGHHHHHHSGSEF- VGRLLR ASVARHVSAL PWGISATAAL RPAACGRTSL TNLCSGSSQ
AKLFTSSSSC HAPAVTQHAP YFKGTAVVNG EFKDLSLDDF KGKYLVLFFY PLDFTFVCPT
EIVAFSDKAN EFHDVNCEVV AVSVDSHFSH LAWINTPRKN GGLGHMNIAL LSDLTQISR
DYGVLLEGSG LALRGLFIID PNGVIKHLVS NDLPVGRSVE ETLRLVKAFQ YVETHGEVCP
ANW

Unique product Superb quality Client favorite Nicest service  ISO9001:2008;  ISO13485:2003; 

[ANTIBODY SPECIFICITY]

Anti PRDX3 is a rabbit polyclonal antibody raised against human PRDX3. This antibody has been selected for its ability to recognize human PRDX3 in immunohistochemical staining and western blotting, non cross-reactive with other members of the family.

[APPLICATIONS]

Western blotting: 1:100-400

Immunocytochemistry in formalin fixed cells: 1:100-500

Immunohistochemistry in formalin fixed frozen section: 1:100-500

Immunohistochemistry in paraffin section: 1:50-200

Optimal working dilutions must be determined by end user.

[CONTENTS]

Form & Buffer: Supplied as solution form in PBS, pH7.4, containing 0.02% Na₃N, 50% glycerol.

[QUALITY CONTROL]

Content: The quality control contains recombinant human PRDX3(Val5~Trp233) disposed in loading buffer.

Usage: 10uL per well when 3,3'-Diaminobenzidine(DAB) as the substrate.
5uL per well when used in enhanced chemiluminescent (ECL).

Note: The quality control is specifically manufactured as the positive control. Not used for other purposes.

Loading Buffer: 100mM Tris(pH8.8), 2% SDS, 200mM NaCl, 50% glycerol, BPB 0.01%, Na₃N 0.02%.

[STORAGE]

Store at 4°C for frequent use. Stored at -20°C to -80°C in a manual defrost freezer for one year without detectable loss of activity. Avoid repeated freeze-thaw cycles.

Unique product Superb quality Client favorite Nicest service  ISO9001:2008 ;  ISO13485:2003 ;  CE