

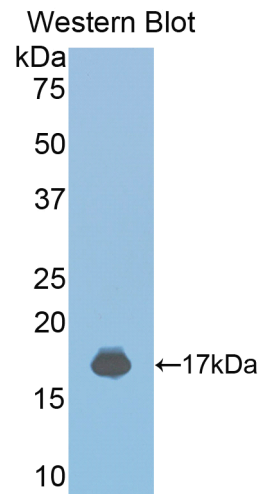
**A95494Ra01**  
**Polyclonal Antibody to Janus Kinase 2 (JAK2)**  
***Instruction manual***

FOR IN VITRO USE AND RESEARCH USE ONLY  
NOT FOR USE IN CLINICAL DIAGNOSTIC PROCEDURES

5th Edition (Revised in January, 2013)

**[ PRODUCT INFORMATION ]**




**Immunogen:** JAK2  
**Clonality:** Polyclonal  
**Host:** Rabbit  
**Species Reactivity:** Rat  
**Ig type:** Rabbit IgG  
**Purification:** Antibodies are purified by target protein affinity chromatography.  
**Applications:** WB, ICC, IHC-P, IHC-F  
**Form:** Liquid  
**Size:** 100µg



*Sample: Recombinant rat JAK2*

**[ IMMUNOGEN INFORMATION ]**

**Immunogen:** Recombinant rat JAK2 (Thr689~Ser807) expressed in *E. coli*.  
**Molecular Weight:** 15.0kDa  
**USCN accession No.:** P95494Ra01  
**Sequence:** The target protein is fused with N-terminal His-Tag and its sequence is listed below.  
MGHHHHHSGSEF-TG NPPFIKLSDP GISITVLPKD ILQERIPWVP PECIENPKNL  
TLATDKWSFG TTLWEICSGG DKPLSALDSQ RKLQFYEDKH QLPAPKWTEL ANLINTCMDY  
EPDFRPAFRA VIRDLNS

*Unique product Superb quality Client favorite Nicest service*  ISO9001:2008;  ISO13485:2003; 

## [ ANTIBODY SPECIFICITY ]

Anti JAK2 is a rabbit polyclonal antibody raised against rat JAK2. This antibody has been selected for its ability to recognize rat JAK2 in immunohistochemical staining and western blotting, non cross-reactive with other members of the family.

## [ APPLICATIONS ]

Western blotting: 1:100-400

Immunocytochemistry in formalin fixed cells: 1:100-500

Immunohistochemistry in formalin fixed frozen section: 1:100-500

Immunohistochemistry in paraffin section: 1:50-200

Optimal working dilutions must be determined by end user.

## [ CONTENTS ]

**Form & Buffer:** Supplied as solution form in PBS, pH 7.4, containing 0.02% Na<sub>3</sub>N, 50% glycerol.

## [ QUALITY CONTROL ]

**Content:** The quality control contains recombinant rat JAK2 (Thr689~Ser807) disposed in loading buffer.

**Usage:** 10uL per well when 3,3'-Diaminobenzidine(DAB) as the substrate.  
5uL per well when used in enhanced chemiluminescent (ECL).

Note: The quality control is specifically manufactured as the positive control. Not used for other purposes.

**Loading buffer:** 100mM Tris(PH 8.8), 2%SDS, 200mM NaCl, 50% glycerol, BPB 0.01%, Na<sub>3</sub>N 0.02%.

## [ STORAGE ]

Store at 4°C for frequent use. Stored at -20°C to -80°C in a manual defrost freezer for one year without detectable loss of activity. Avoid repeated freeze-thaw cycles.