


A95494Mu01
Polyclonal Antibody to Janus Kinase 2 (JAK2)
Instruction manual

FOR IN VITRO USE AND RESEARCH USE ONLY
NOT FOR USE IN CLINICAL DIAGNOSTIC PROCEDURES

5th Edition (Revised in January, 2013)

[PRODUCT INFORMATION]

Immunogen: JAK2
Clonality: Polyclonal
Host: Rabbit
Species Reactivity: Mouse
Ig type: Rabbit IgG
Purification: Antibodies are purified by target protein affinity chromatography.
Applications: WB, ICC, IHC-P, IHC-F
Form: Liquid
Size: 100µg






Sample: Recombinant mouse JAK2

[IMMUNOGEN INFORMATION]

Immunogen: Recombinant mouse JAK2 (Phe120~Ser367) expressed in *E.coli*.
Molecular Weight: 30.0kDa
USCN accession No.: P95494Mu01
Sequence: The target protein is fused with N-terminal His-Tag and its sequence is listed below.

MGHHHHHSGS-F PHWYCSGSSR TYRYGVSRGA EAPLLDDFVM SYLFAQWRHD
FVHGWIQVPV THETQEECLG MAVLDMRIA KEKDQTPLAV YNSVSYKTFL PKCVRAKIQD
YHILTRKIR YRFRRFIQF SQCKATARNL KLYLINLET LQSAFYTEQF EVKESARGPS
GEEIFATIII TGNGGIQWSR GKHKESETLT EQDVQLYCDF PDIIDVSIKQ ANQECNSER

Unique product Superb quality Client favorite Nicest service  ISO9001:2008;  ISO13485:2003; 

IVTVHKQDGK VLEIELSSLK EALSFVS

[ANTIBODY SPECIFICITY]

Anti JAK2 is a rabbit polyclonal antibody raised against mouse JAK2. This antibody has been selected for its ability to recognize mouse JAK2 in immunohistochemical staining and western blotting, non cross-reactive with other members of the family.

[APPLICATIONS]

Western blotting: 1:100-400

Immunocytochemistry in formalin fixed cells: 1:100-500

Immunohistochemistry in formalin fixed frozen section: 1:100-500

Immunohistochemistry in paraffin section: 1:50-200

Optimal working dilutions must be determined by end user.

[CONTENTS]

Form & Buffer: Supplied as solution form in PBS, pH 7.4, containing 0.02%Na₃N, 50% glycerol.

[QUALITY CONTROL]

Content: The quality control contains recombinant mouse JAK2 (Phe120~Ser367) disposed in loading buffer.

Usage: 10uL per well when 3,3'-Diaminobenzidine(DAB) as the substrate.

5uL per well when used in enhanced chemiluminescent (ECL).

Note: The quality control is specifically manufactured as the positive control. Not used for other purposes.

Loading buffer: 100mM Tris(PH 8.8), 2%SDS, 200mM NaCl, 50% glycerol, BPB 0.01%, Na₃N 0.02%.

[STORAGE]

Store at 4°C for frequent use. Stored at -20°C to -80°C in a manual defrost freezer for one year without detectable loss of activity. Avoid repeated freeze-thaw cycles.