


A95494Hu01
Polyclonal Antibody to Janus Kinase 2 (JAK2)
Instruction manual

FOR IN VITRO USE AND RESEARCH USE ONLY
NOT FOR USE IN CLINICAL DIAGNOSTIC PROCEDURES

5th Edition (Revised in January, 2013)

[PRODUCT INFORMATION]

Immunogen: JAK2
Clonality: Polyclonal
Host: Rabbit
Species Reactivity: Human
Ig type: Rabbit IgG
Purification: Antibodies are purified by target protein affinity chromatography.
Applications: WB, ICC, IHC-P, IHC-F
Form: Liquid
Size: 100µg






Sample: Recombinant human JAK2

[IMMUNOGEN INFORMATION]

Immunogen: Recombinant human JAK2 (Asn508~Ala800) expressed in *E.coli*.
Molecular Weight: 35.1kDa
USCN accession No.: P95494Hu01
Sequence: The target protein is fused with N-terminal His-Tag and its sequence is listed below.

MGHHHHHSGSEF-NLL VVRTNGVSDV PTSPTLQRPT HMNQMVFHKI RNEDLIFNES
LGQGTFTKIF KGVRRREVG DY GQLHETEVL KVLDKAHRNY SESFFEAASM MSKLSHKHLV
LNYGVCVCGD ENILVQEFVK FGSLD TYLKK NKNCINILWK LEVAKQLAWA MHFLEENTLI
HGNVCAKNIL LIREEDRKTG NPPFIKLSDP GISITVLPKD ILQERIPWVP PECIENPKNL
NLATDKWSFG TTLWEICSGG DKPLSALDSQ RKLQFYEDRH QLPAPKWAE L ANLINNCMDY

Unique product Superb quality Client favorite Nicest service  **ISO9001:2008**;  **ISO13485:2003**; 

EPDFRPSFRA

[ANTIBODY SPECIFICITY]

Anti JAK2 is a rabbit polyclonal antibody raised against human JAK2. This antibody has been selected for its ability to recognize human JAK2 in immunohistochemical staining and western blotting, non cross-reactive with other members of the family.

[APPLICATIONS]

Western blotting: 1:100-400

Immunocytochemistry in formalin fixed cells: 1:100-500

Immunohistochemistry in formalin fixed frozen section: 1:100-500

Immunohistochemistry in paraffin section: 1:50-200

Optimal working dilutions must be determined by end user.

[CONTENTS]

Form & Buffer: Supplied as solution form in PBS, pH 7.4, containing 0.02%Na₃N, 50% glycerol.

[QUALITY CONTROL]

Content: The quality control contains recombinant human JAK2 (Asn508~Ala800) disposed in loading buffer.

Usage: 10uL per well when 3,3'-Diaminobenzidine(DAB) as the substrate.

5uL per well when used in enhanced chemiluminescent (ECL).

Note: The quality control is specifically manufactured as the positive control. Not used for other purposes.

Loading buffer: 100mM Tris(PH 8.8), 2%SDS, 200mM NaCl, 50% glycerol, BPB 0.01%, Na₃N 0.02%.

[STORAGE]

Store at 4°C for frequent use. Stored at -20°C to -80°C in a manual defrost freezer for one year without detectable loss of activity. Avoid repeated freeze-thaw cycles.