

pA94784Mu02
Polyclonal Antibody to Annexin A4 (ANXA4)
Organism: Mus musculus (Mouse)
Instruction manual

FOR IN VITRO USE AND RESEARCH USE ONLY
NOT FOR USE IN CLINICAL DIAGNOSTIC PROCEDURES

7th Edition (Revised in May, 2013)

[PRODUCT INFORMATION]

Immunogen: ANXA4, Mouse

Clonality: Polyclonal

Host: Rabbit

Immunoglobulin Type: IgG

Purification: Affinity Chromatography.

Applications: WB, ICC, IHC-P, IHC-F, ELISA

Concentration: 200µg/mL

UOM: 100µg

[IMMUNOGEN INFORMATION]

Immunogen: Recombinant ANXA4 (Val151~Val313) expressed in *E.coli*.

USCN Accession No.: rP94784Mu02

Sequence: The target protein is fused with N-terminal His-Tag and its sequence is listed below.

MGHHHHHHSQSEF- VLVSLSAAGR DEGNYLDDAL MKQDAQELYE AGEKRWGTDE
VKFLSILCSR NRNHLLHVFD EYKRISQKDI EQSIKSETSG SFEDALLAIV KCMRSKPSYF
AERLYKSMKG LGTDDNTLIR VMVSRAEIDM LDIRASFKRL YGKSLYSFIK GDTSGDYRKV
LLV

[ANTIBODY SPECIFICITY]

The antibody is a rabbit polyclonal antibody raised against ANXA4. It has been selected for its ability to recognize ANXA4 in immunohistochemical staining and western blotting.

[APPLICATIONS]

Western blotting: 1:100-400

Immunocytochemistry in formalin fixed cells: 1:100-500

Immunohistochemistry in formalin fixed frozen section: 1:100-500

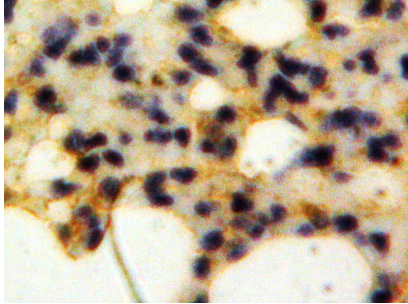
Immunohistochemistry in paraffin section: 1:50-200

Unique product Superb quality Client favorite Nicest service  ISO9001:2008;  ISO13485:2003; 


Enzyme-linked Immunosorbent Assay: 1:100-200

Optimal working dilutions must be determined by end user.

[IMAGES]



Used in DAB staining on formalin fixed paraffin-embedded Lung tissue



Used in Western Blot ,Sample: Recombinant ANXA4,Mouse

[CONTENTS]

Form & Buffer: Supplied as solution form in PBS, pH7.4, containing 0.02% NaN_3 , 50% glycerol.

[QUALITY CONTROL]

Content: The quality control contains recombinant ANXA4 (Val151~Val313) disposed in loading buffer.




Usage: 10uL per well when 3,3'-Diaminobenzidine(DAB) as the substrate.
5uL per well when used in enhanced chemiluminescent (ECL).

Note: The quality control is specifically manufactured as the positive control. Not used for other purposes.

Loading Buffer: 100mM Tris(pH8.8), 2% SDS, 200mM NaCl, 50% glycerol, BPB 0.01%, NaN_3 0.02%.

[STORAGE]

Store at 4°C for frequent use. Stored at -20°C to -80°C in a manual defrost freezer for one year without detectable loss of activity. Avoid repeated freeze-thaw cycles.

Unique product Superb quality Client favorite Nicest service  ISO9001:2008 ;  ISO13485:2003 ;  CE

11271 Richmond Avenue, H104, Houston, TX 77082, USA | Toll free: 001-888-960-7402 | Fax: 001-832-538-0088 | Email: mail@uscnk.us | Http://www.uscnk.us
Export Processing Zone, Wuhan 430056, P.R.China | Toll free: 0086-800-880-0687 | Fax: 0086-27-8425-9551 | Email: mail@uscnk.com | Http://www.uscnk.com