

pA94527Mu01

Polyclonal Antibody to Electron Transfer Flavoprotein Alpha Polypeptide (ETFa)

Organism: Mus musculus (Mouse)

Instruction manual

FOR IN VITRO USE AND RESEARCH USE ONLY
NOT FOR USE IN CLINICAL DIAGNOSTIC PROCEDURES

7th Edition (Revised in May, 2013)

[PRODUCT INFORMATION]

Immunogen: ETFa, Mouse

Clonality: Polyclonal

Host: Rabbit


Immunoglobulin Type: IgG

Purification: Affinity Chromatography.

Applications: WB, ICC, IHC-P, IHC-F, ELISA

Concentration: 200µg/mL

UOM: 100µg



Sample: Recombinant ETFa, Mouse




[IMMUNOGEN INFORMATION]

Immunogen: Recombinant ETFa (Ala34~Thr295) expressed in *E. coli*.

USCN Accession No.: rP94527Mu01

Sequence: The target protein is fused with two N-terminal Tags, His-tag and T7-tag and its sequence is listed below.

MGSSHHHHHH SGLVPRGSH MASMTGGQQM GRGSEF-APITLNT ITAAGRLGGE
VSCLVAGTKC DKVVQDLCKV AGVAKVLVAQ HDAYKGLLPE ELTPLILETQ KQFSYTHICA
GASAFGKNLL PRVAAKLNVA PVSDIIEIKS PDFTVRTIYA GNALCTVKCD EKVKVFSVRG
TSFEAAATSG GSASSEKAPS SSSVGISEWL DQKLTKSDRP ELTGAKVVVS GGRGLKSGEN
FKLLYDLADQ LHAAVGASRA AVDAGFVPND MQVGQTGKIV APELYIAVGI SGAIQHLAGM
KDSKT

Unique product Superb quality Client favorite Nicest service  ISO9001:2008 ;  ISO13485:2003 ; 

[ANTIBODY SPECIFICITY]

The antibody is a rabbit polyclonal antibody raised against ETFa. It has been selected for its ability to recognize ETFa in immunohistochemical staining and western blotting.

[APPLICATIONS]

Western blotting: 1:100-400

Immunocytochemistry in formalin fixed cells: 1:100-500

Immunohistochemistry in formalin fixed frozen section: 1:100-500

Immunohistochemistry in paraffin section: 1:50-200

Enzyme-linked Immunosorbent Assay: 1:100-200

Optimal working dilutions must be determined by end user.

[CONTENTS]

Form & Buffer: Supplied as solution form in PBS, pH7.4, containing 0.02% NaN₃, 50% glycerol.

[QUALITY CONTROL]

Content: The quality control contains recombinant ETFa (Ala34~Thr295) disposed in loading buffer.

Usage: 10uL per well when 3,3'-Diaminobenzidine(DAB) as the substrate.
5uL per well when used in enhanced chemiluminescent (ECL).

Note: The quality control is specifically manufactured as the positive control. Not used for other purposes.

Loading Buffer: 100mM Tris(pH8.8), 2% SDS, 200mM NaCl, 50% glycerol, BPB 0.01%, NaN₃ 0.02%.

[STORAGE]

Store at 4°C for frequent use. Stored at -20°C to -80°C in a manual defrost freezer for one year without detectable loss of activity. Avoid repeated freeze-thaw cycles.

Unique product Superb quality Client favorite Nicest service  ISO9001:2008 ;  ISO13485:2003 ; 