

pA93161Mu01
Polyclonal Antibody to N-Acetyl Alpha-D-Glucosaminidase (NAGLU)
Organism: Mus musculus (Mouse)
Instruction manual

FOR IN VITRO USE AND RESEARCH USE ONLY
NOT FOR USE IN CLINICAL DIAGNOSTIC PROCEDURES

7th Edition (Revised in May, 2013)

[PRODUCT INFORMATION]

Immunogen: NAGLU, Mouse

Clonality: Polyclonal

Host: Rabbit

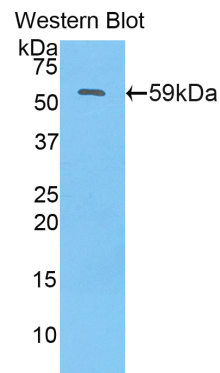
Immunoglobulin Type: IgG

Purification: Affinity Chromatography.

Applications: WB, ICC, IHC-P, IHC-F, ELISA

Concentration: 200µg/mL

UOM: 100µg



Sample: Recombinant NAGLU, Mouse




[IMMUNOGEN INFORMATION]

Immunogen: Recombinant NAGLU (Arg429~Lys710) expressed in *E.coli*.

USCN Accession No.: rP93161Mu01

Sequence: The target protein is fused with two N-terminal Tags, His-tag and GST-tag and its sequence is listed below.

MRNKKFELGL EFPNLPYYID GDVKLTQSMA IIRYIADKHN MLGGCPKERA EISMLEGAVL
DIRYGVSRIA YSKDFETLKV DFLSKLPEML KMFEDRLCHK TYLNGDHVTH PDFMLYDALD
VVLYMDPMCL DAFPKLVCFK KRIEAIQID KYLKSSKYIA WPLQGQWQATF GGGDHPKSD
GSTSGSGHHH HHSAGLVPR GSTAIGMKET AAKFERQHM DSPDLGTLEV
LFQGPLGS-RL FPNSTMVGTG IAPEGIGQNE VVYALMAELG WRKDPVPDLM AWWSSFAIRR
YGVSQPDAVA AWKLLLRVY NCSGEACSGH NRSPLVKRPS LQMSTAVWYN

Unique product Superb quality Client favorite Nicest service  ISO9001:2008;  ISO13485:2003;  CE

RSDVFEAWRLLLLTAAPNLTT SPAFRYDLLD VTRQAVQELV SLCYEEARTA YLKQELDLLL
RAGGLLVYKLLPTLDELLAS SSHFLLGTWL DQARKAAVSE AEAQFYEQNS RYQITLWGPE
GNILDYANKQLAGLVADYYQ PRWCLFLGLT AHSLARGVPF QQHEFEKNVF PLEQAFVYNK

[ANTIBODY SPECIFICITY]

The antibody is a rabbit polyclonal antibody raised against NAGLU. It has been selected for its ability to recognize NAGLU in immunohistochemical staining and western blotting.

[APPLICATIONS]

Western blotting: 1:100-400

Immunocytochemistry in formalin fixed cells: 1:100-500

Immunohistochemistry in formalin fixed frozen section: 1:100-500

Immunohistochemistry in paraffin section: 1:50-200

Enzyme-linked Immunosorbent Assay: 1:100-200

Optimal working dilutions must be determined by end user.

[CONTENTS]

Form & Buffer: Supplied as solution form in PBS, pH7.4, containing 0.02% NaN₃, 50% glycerol.

[QUALITY CONTROL]

Content: The quality control contains recombinant NAGLU (Arg429~Lys710) disposed in loading buffer.




Usage: 10uL per well when 3,3'-Diaminobenzidine(DAB) as the substrate.
5uL per well when used in enhanced chemiluminescent (ECL).

Note: The quality control is specifically manufactured as the positive control. Not used for other purposes.

Loading Buffer: 100mM Tris(pH8.8), 2% SDS, 200mM NaCl, 50% glycerol, BPB 0.01%, NaN₃ 0.02%.

[STORAGE]

Store at 4°C for frequent use. Stored at -20°C to -80°C in a manual defrost freezer for one year without detectable loss of activity. Avoid repeated freeze-thaw cycles.

Unique product Superb quality Client favorite Nicest service  ISO9001:2008;  ISO13485:2003;  CE