

pA92994Hu01


Polyclonal Antibody to Glutathione Peroxidase 4 (GPX4)
Organism: Homo sapiens (Human)
Instruction manual

FOR IN VITRO USE AND RESEARCH USE ONLY
 NOT FOR USE IN CLINICAL DIAGNOSTIC PROCEDURES

7th Edition (Revised in May, 2013)

[PRODUCT INFORMATION]

Immunogen: GPX4, Human
Clonality: Polyclonal
Host: Rabbit
Immunoglobulin Type: IgG
Purification: Affinity Chromatography.
Applications: WB, ICC, IHC-P, IHC-F, ELISA
Concentration: 200µg/mL
UOM: 100µg



Sample: Recombinant GPX4, Human

[IMMUNOGEN INFORMATION]

Immunogen: Recombinant GPX4 (Gly74~Phe197) expressed in *E.coli*.
USCN Accession No.: rP92994Hu01
Sequence: The target protein is fused with two N-terminal Tags, His-tag and GST-tag and its sequence is listed below.
 MRNKKFELGL EFPNLPYYID GDVKLTQSMA IIRYIADKHN MLGGCPKERA EISMLEGAVL
 DIRYGVSRIA YSKDFETLKV DFLSKLPEML KMFEDRLCHK TYLNGDHVTH PDFMLYDALD
 VVLYMDPMCL DAFPPLVCFK KRIEAIQID KYLKSSKYIA WPLQGWQATF GGGDHPKSD
 GSTSGSGHHH HHHSAGLVPR GSTAIGMKET AAKFERQHM DSPDLGTLEV
 LFQGPLGSEF-GKTEVNY TQLVDLHARY AECGLRILAF PCNQFGKQEP GSNEEIKEFA
 AGYNVKFDMF SKICVNGDDA HPLWKWMIQ PKGKGILGNA IKWNFTKFLI DKNGCVVKRY
 GPMEELVIE KDLPHYF

Unique product Superb quality Client favorite Nicest service  ISO9001:2008;  ISO13485:2003;  CE

[ANTIBODY SPECIFICITY]

The antibody is a rabbit polyclonal antibody raised against GPX4. It has been selected for its ability to recognize GPX4 in immunohistochemical staining and western blotting.

[APPLICATIONS]

Western blotting: 1:100-400

Immunocytochemistry in formalin fixed cells: 1:100-500

Immunohistochemistry in formalin fixed frozen section: 1:100-500

Immunohistochemistry in paraffin section: 1:50-200

Enzyme-linked Immunosorbent Assay: 1:100-200

Optimal working dilutions must be determined by end user.

[CONTENTS]

Form & Buffer: Supplied as solution form in PBS, pH7.4, containing 0.02% NaN₃, 50% glycerol.

[QUALITY CONTROL]

Content: The quality control contains recombinant GPX4 (Gly74~Phe197) disposed in loading buffer.




Usage: 10uL per well when 3,3'-Diaminobenzidine(DAB) as the substrate.
5uL per well when used in enhanced chemiluminescent (ECL).

Note: The quality control is specifically manufactured as the positive control. Not used for other purposes.

Loading Buffer: 100mM Tris(pH8.8), 2% SDS, 200mM NaCl, 50% glycerol, BPB 0.01%, NaN₃ 0.02%.

[STORAGE]

Store at 4°C for frequent use. Stored at -20°C to -80°C in a manual defrost freezer for one year without detectable loss of activity. Avoid repeated freeze-thaw cycles.

Unique product Superb quality Client favorite Nicest service  ISO9001:2008;  ISO13485:2003;  CE