

**A92705Hu01**  
**Polyclonal Antibody to Oxytocin Receptor (OXTR)**  
***Instruction manual***

FOR IN VITRO USE AND RESEARCH USE ONLY  
NOT FOR USE IN CLINICAL DIAGNOSTIC PROCEDURES

5th Edition (Revised in January, 2013)

**[ PRODUCT INFORMATION ]**

**Immunogen:** OXTR

**Clonality:** Polyclonal

**Host:** Rabbit

**Species Reactivity:** Human

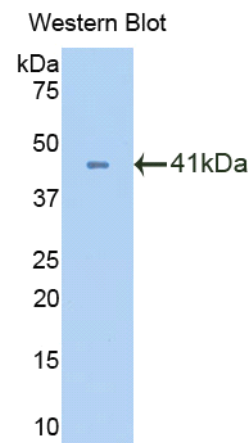
**Ig type:** Rabbit IgG

**Purification:** Antibodies are purified by target protein affinity chromatography.

**Applications:** WB, ICC, IHC-P, IHC-F

**Form:** Liquid

**Size:** 100µg



*Sample: Recombinant human OXTR*

**[ IMMUNOGEN INFORMATION ]**




**Immunogen:** Recombinant human OXTR (Arg272~Ser377) expressed in *E. coli*.

**Molecular Weight:** 39.2kDa

**USCN accession No.:** P92705Hu01

**Sequence:** The target protein is fused with two N-terminal Tags, His-tag and GST-tags-Tag and its sequence is listed below.

MRNKKFELGL EFPNLPYYID GDVKLTQSMA IIRYIADKHN MLGGCPKERA EISMLEGAVL  
DIRYGVSRIA YSKDFETLKV DFLSKLPEML KMFEDRLCHK TYLNGDHVTH PDFMLYDALD  
VVLYMDPMCL DAFPKLVCFK KRIEAIPQID KYLKSSKYIA WPLQGWQATF GGGDHPPKSD  
GSTSGSGHHH HHHSAGLVPR GSTAIGMKET AAKFERQHM DSPDLGTLEV L FQ

*Unique product Superb quality Client favorite Nicest service*  ISO9001:2008;  ISO13485:2003; 

GPLGSEF- RTVKMTFII VLAIVCWTP FFFVQMWSVW DANAPKEASA FIIVMLLASL  
NSCCNPWIYM LFTGHLFHLEL VQRFLCCSAS YLKGRRRLGET SASKKSNSSS FVLSHRS

### **[ ANTIBODY SPECIFICITY ]**

Anti OXTR is a rabbit polyclonal antibody raised against human OXTR. This antibody has been selected for its ability to recognize human OXTR in immunohistochemical staining and western blotting, non cross-reactive with other members of the family.

### **[ APPLICATIONS ]**

Western blotting: 1:100-400

Immunocytochemistry in formalin fixed cells: 1:100-500

Immunohistochemistry in formalin fixed frozen section: 1:100-500

Immunohistochemistry in paraffin section: 1:50-200

Optimal working dilutions must be determined by end user.

### **[ CONTENTS ]**

**Form & Buffer:** Supplied as solution form in PBS, pH 7.4, containing 0.02% Na<sub>3</sub>N, 50% glycerol.

### **[ QUALITY CONTROL ]**

**Content:** The quality control contains recombinant human OXTR (Arg272~Ser377) disposed in loading buffer.

**Usage:** 10uL per well when 3,3'-Diaminobenzidine(DAB) as the substrate.  
5uL per well when used in enhanced chemiluminescent (ECL).

Note: The quality control is specifically manufactured as the positive control. Not used for other purposes.

**Loading buffer:** 100mM Tris(PH 8.8), 2%SDS, 200mM NaCl, 50% glycerol, BPB 0.01%, Na<sub>3</sub>N 0.02%.

### **[ STORAGE ]**

Store at 4°C for frequent use. Stored at -20°C to -80°C in a manual defrost freezer for one year without detectable loss of activity. Avoid repeated freeze-thaw cycles.