

**pA92432Mu01**

**Polyclonal Antibody to Dermatopontin (DPT)**

**Organism: Mus musculus (Mouse)**

***Instruction manual***

FOR IN VITRO USE AND RESEARCH USE ONLY  
NOT FOR USE IN CLINICAL DIAGNOSTIC PROCEDURES

7th Edition (Revised in May, 2013)

## **[ PRODUCT INFORMATION ]**

**Immunogen:** DPT, Mouse

**Clonality:** Polyclonal

**Host:** Rabbit


**Immunoglobulin Type:** IgG

**Purification:** Affinity Chromatography.

**Applications:** WB, ICC, IHC-P, IHC-F, ELISA

**Concentration:** 200µg/mL

**UOM:** 100µg



*Sample: Recombinant DPT, Mouse*




## **[ IMMUNOGEN INFORMATION ]**

**Immunogen:** Recombinant DPT (Gln29~Glu197) expressed in *E. coli*.

**USCN Accession No.:** rP92432Mu01

**Sequence:** The target protein is fused with two N-terminal Tags, His-tag and GST-tag and its sequence is listed below.

MRNKKFELGL EFPNLPYYID GDVKLTQSMA IIRYIADKHN MLGGCPKERA EISMLEGAVL  
DIRYGVSRIA YSKDFETLKV DFLSKLPEML KMFEDRLCHK TYLNGDHVTH PDFMLYDALD  
VVLYMDPMCL DAFPKLVCFK KRIEAIQID KYLKSSKYIA WPLQGQWQATF GGGDHPKSD  
GSTSGSGHHH HHHSAGLVPR GSTAIGMKET AAKFERQHM DSPDLGTLEV  
LFQGPLGSEF-QY QDYGGDGWVN LNRQGFYSYQC PHGQVVAVR SIFSKKEGSD  
RQWNYACMPT PQSLGEPTEC WWEEINRAGM EWYQKCSNNG LVAGFQSRFY

***Unique product Superb quality Client favorite Nicest service***  ISO9001:2008;  ISO13485:2003; 

ESVLDREWQF YCCRYSKRCP YSCWMTTEYP SHYGEDMDMI SYDYDFYMRG  
ATTTFAVER DRQWKFIMCR MTDYDCE

## [ **ANTIBODY SPECIFICITY** ]

The antibody is a rabbit polyclonal antibody raised against DPT. It has been selected for its ability to recognize DPT in immunohistochemical staining and western blotting.

## [ **APPLICATIONS** ]

Western blotting: 1:100-400

Immunocytochemistry in formalin fixed cells: 1:100-500

Immunohistochemistry in formalin fixed frozen section: 1:100-500

Immunohistochemistry in paraffin section: 1:50-200

Enzyme-linked Immunosorbent Assay: 1:100-200

Optimal working dilutions must be determined by end user.

## [ **CONTENTS** ]

**Form & Buffer:** Supplied as solution form in PBS, pH7.4, containing 0.02% NaN<sub>3</sub>, 50% glycerol.

## [ **QUALITY CONTROL** ]

**Content:** The quality control contains recombinant DPT (Gln29~Glu197) disposed in loading buffer.

**Usage:** 10uL per well when 3,3'-Diaminobenzidine(DAB) as the substrate.  
5uL per well when used in enhanced chemiluminescent (ECL).

**Note:** The quality control is specifically manufactured as the positive control. Not used for other purposes.

**Loading Buffer:** 100mM Tris(pH8.8), 2% SDS, 200mM NaCl, 50% glycerol, BPB 0.01%, NaN<sub>3</sub> 0.02%.

## [ **STORAGE** ]

Store at 4°C for frequent use. Stored at -20°C to -80°C in a manual defrost freezer for one year without detectable loss of activity. Avoid repeated freeze-thaw cycles.

*Unique product Superb quality Client favorite Nicest service*  ISO9001:2008;  ISO13485:2003;  CE