


**A92117Hu01**  
**Polyclonal Antibody to Activin A Receptor Type II A (ACVR2A)**  
**Organism: Homo sapiens (Human)**  
***Instruction manual***

FOR IN VITRO USE AND RESEARCH USE ONLY  
NOT FOR USE IN CLINICAL DIAGNOSTIC PROCEDURES

6th Edition (Revised in March, 2013)

**[ PRODUCT INFORMATION ]**

**Immunogen:** ACVR2A, Human  
**Clonality:** Polyclonal  
**Host:** Rabbit  
**Immunoglobulin Type:** IgG  
**Purification:** Affinity Chromatography.  
**Applications:** WB, ICC, IHC-P, IHC-F  
**Concentration:** 200µg/mL  
**UOM:** 100µg






*Sample: Recombinant ACVR2A, Human*

**[ IMMUNOGEN INFORMATION ]**

**Immunogen:** Recombinant ACVR2A (Ala20~Pro135) expressed in *E. coli*.  
**USCN Accession No.:** P92117Hu01

**Sequence:** The target protein is fused with two N-terminal Tags, His-tag and GST-tag and its sequence is listed below.

MRNKKFELGL EFPNLPYYID GDVKLTQSMA IIRYIADKHN MLGGCPKERA EISMLEGAVL  
DIRYGVSRIA YSKDFETLKV DFLSKLPEML KMFEDRLCHK TYLNGDHVTH PDFMLYDALD  
VVL YM DPMCL DAFPKLVCFK KRIEAIQID KYLKSSKYIA WPLQG WQATF GGDHPPKSD  
GSTSGSGHHH HHSAGLVPR GSTAIGMKET AAKFERQHM DSPDLGTLEV L FQ  
GPLGSEF- A ILGRSETQEC LFFNANWEKD RTNQTGVEPC YGDKDKRRHCFATWKNISGS  
IEIVKQGCWLDDINCYDRTD CVEKKDSPEV YFCCCEGNMC NEKFSYFPEMEVTQPTSNPV  
TPKPP

**Unique product Superb quality Client favorite Nicest service**  ISO9001:2008 ;  ISO13485:2003 ;  CE

## [ ANTIBODY SPECIFICITY ]

The antibody is a rabbit polyclonal antibody raised against ACVR2A. It has been selected for its ability to recognize ACVR2A in immunohistochemical staining and western blotting.

## [ APPLICATIONS ]

Western blotting: 1:100-400

Immunocytochemistry in formalin fixed cells: 1:100-500

Immunohistochemistry in formalin fixed frozen section: 1:100-500

Immunohistochemistry in paraffin section: 1:50-200

Optimal working dilutions must be determined by end user.

## [ CONTENTS ]

**Form & Buffer:** Supplied as solution form in PBS, pH7.4, containing 0.02% NaN<sub>3</sub>, 50% glycerol.

## [ QUALITY CONTROL ]

**Content:** The quality control contains recombinant ACVR2A (Asp159~Lys258) disposed in loading buffer.

**Usage:** 10uL per well when 3,3'-Diaminobenzidine(DAB) as the substrate.  
5uL per well when used in enhanced chemiluminescent (ECL).

**Note:** The quality control is specifically manufactured as the positive control. Not used for other purposes.

**Loading Buffer:** 100mM Tris(pH8.8), 2% SDS, 200mM NaCl, 50% glycerol, BPB 0.01%, NaN<sub>3</sub> 0.02%.

## [ STORAGE ]

Store at 4°C for frequent use. Stored at -20°C to -80°C in a manual defrost freezer for one year without detectable loss of activity. Avoid repeated freeze-thaw cycles.