


A91994Hu01
Polyclonal Antibody to Arrestin Beta 2 (ARRb2)
Organism: Homo sapiens (Human)
Instruction manual

FOR IN VITRO USE AND RESEARCH USE ONLY
 NOT FOR USE IN CLINICAL DIAGNOSTIC PROCEDURES

6th Edition (Revised in March, 2013)

[PRODUCT INFORMATION]

Immunogen: ARRb2, Human
Clonality: Polyclonal
Host: Rabbit
Immunoglobulin Type: IgG
Purification: Affinity Chromatography.
Applications: WB, ICC, IHC-P, IHC-F
Concentration: 200µg/mL
UOM: 100µg






Sample: Recombinant ARRb2, Human

[IMMUNOGEN INFORMATION]

Immunogen: Recombinant ARRb2 (Asp262~Cys430) expressed in *E. coli*.
USCN Accession No.: P91994Hu01

Sequence: The target protein is fused with two N-terminal Tags, His-tag and GST-tag and its sequence is listed below.

MRNKKFELGL EFPNLPYYID GDVKLTQSMA IIRYIADKHN MLGGCPKERA EISMLEGAVL
 DIRYGVSRIA YSKDFETLKV DFLSKLPEML KMFEDRLCHK TYLNGDHVTH PDFMLYDALD
 VVLYMDPMCL DAFPKLVCFK KRIEAIQID KYLKSSKYIA WPLQGQWQATF GGGDHPPKSD
 GSTSGSGHHH HHSAGLVPR GSTAIGMKET AAKFERQHM DSPDLGTLEV LFAQ
 GPLGSEF- DICLFSTAQ YKCPVAQLEQ DDQVSPSSTF CKVYTITPLLSNREKRGLA
 LDGKCLKHEDT NLASSTIVKE GANKEVLGIL VSYRVKVKLV VSRGGDVSVELPFVLMHPKP
 HDHIPLPRPQ SAAPETDVPV DTNLIFFDTN YATDDDIVFE DFARLRLKGMKDDDYDDQLC

Unique product Superb quality Client favorite Nicest service  ISO9001:2008;  ISO13485:2003; 

[**ANTIBODY SPECIFICITY**]

The antibody is a rabbit polyclonal antibody raised against ARRb2. It has been selected for its ability to recognize ARRb2 in immunohistochemical staining and western blotting.

[**APPLICATIONS**]

Western blotting: 1:100-400

Immunocytochemistry in formalin fixed cells: 1:100-500

Immunohistochemistry in formalin fixed frozen section: 1:100-500

Immunohistochemistry in paraffin section: 1:50-200

Optimal working dilutions must be determined by end user.

[**CONTENTS**]

Form & Buffer: Supplied as solution form in PBS, pH7.4, containing 0.02% NaN₃, 50% glycerol.

[**QUALITY CONTROL**]

Content: The quality control contains recombinant ARRb2 (Asp159~Lys258) disposed in loading buffer.

Usage: 10uL per well when 3,3'-Diaminobenzidine(DAB) as the substrate.
5uL per well when used in enhanced chemiluminescent (ECL).

Note: The quality control is specifically manufactured as the positive control. Not used for other purposes.

Loading Buffer: 100mM Tris(pH8.8), 2% SDS, 200mM NaCl, 50% glycerol, BPB 0.01%, NaN₃ 0.02%.

[**STORAGE**]

Store at 4°C for frequent use. Stored at -20°C to -80°C in a manual defrost freezer for one year without detectable loss of activity. Avoid repeated freeze-thaw cycles.