

**A91951Mu01**  
**Polyclonal Antibody to Tar DNA Binding Protein 43kDa (TDP43)**  
*Instruction manual*

FOR IN VITRO USE AND RESEARCH USE ONLY  
NOT FOR USE IN CLINICAL DIAGNOSTIC PROCEDURES

5th Edition (Revised in January, 2013)

**[ PRODUCT INFORMATION ]**

**Immunogen:** TDP43

**Clonality:** Polyclonal

**Host:** Rabbit

**Species Reactivity:** Mouse


**Ig type:** Rabbit IgG

**Purification:** Antibodies are purified by target protein affinity chromatography.

**Applications:** WB, ICC, IHC-P, IHC-F

**Form:** Liquid

**Size:** 100µg



*Sample: Recombinant mouse TDP43*

**[ IMMUNOGEN INFORMATION ]**




**Immunogen:** Recombinant mouse TDP43 (Ser104~Pro262) expressed in *E.coli*.

**Molecular Weight:** 19.7kDa

**USCN accession No.:** P91951Mu01

**Sequence:** The target protein is fused with N-terminal His-Tag and its sequence is listed below.

MGHHHHHSGSEF- SDLIVLG LPWKTTEQDL KDYFSTFGEV LMVQVKKDLK  
TGHSKGFV RFTEYETQVK VMSQRHMIDG RWCDCKLPNS KQSPDEPLRS  
RKVVFGRCTE DMTAEELQQF FCQYGEVVDV FIPKPFRAFA FVTFADDKVA QSLCGEDLI  
KGISVHISNA EP

*Unique product Superb quality Client favorite Nicest service*  ISO9001:2008 ;  ISO13485:2003 ; 

## **[ ANTIBODY SPECIFICITY ]**

Anti TDP43 is a rabbit polyclonal antibody raised against mouse TDP43. This antibody has been selected for its ability to recognize mouse TDP43 in immunohistochemical staining and western blotting, non cross-reactive with other members of the family.

## **[ APPLICATIONS ]**

Western blotting: 1:100-400

Immunocytochemistry in formalin fixed cells: 1:100-500

Immunohistochemistry in formalin fixed frozen section: 1:100-500

Immunohistochemistry in paraffin section: 1:50-200

Optimal working dilutions must be determined by end user.

## **[ CONTENTS ]**

**Form & Buffer:** Supplied as solution form in PBS, pH 7.4, containing 0.02%Na<sub>3</sub>N, 50% glycerol.

## **[ QUALITY CONTROL ]**

**Content:** The quality control contains recombinant mouse TDP43 (Ser104~Pro262) disposed in loading buffer.

**Usage:** 10uL per well when 3,3'-Diaminobenzidine(DAB) as the substrate.  
5uL per well when used in enhanced chemiluminescent (ECL).

Note: The quality control is specifically manufactured as the positive control. Not used for other purposes.

**Loading buffer:** 100mM Tris(PH 8.8), 2%SDS, 200mM NaCl, 50% glycerol, BPB 0.01%, Na<sub>3</sub>N 0.02%.

## **[ STORAGE ]**

Store at 4°C for frequent use. Stored at -20°C to -80°C in a manual defrost freezer for one year without detectable loss of activity. Avoid repeated freeze-thaw cycles.