


pA91878Po01
Polyclonal Antibody to Coagulation Factor VIII (F8)
Organism: *Sus scrofa*; Porcine (Pig)
Instruction manual

FOR IN VITRO USE AND RESEARCH USE ONLY
 NOT FOR USE IN CLINICAL DIAGNOSTIC PROCEDURES

[PRODUCT INFORMATION]

Immunogen: F8, Porcine
Clonality: Polyclonal
Host: Rabbit
Immunoglobulin Type: IgG
Purification: Affinity Chromatography.
Applications: WB, ICC, IHC-P, IHC-F, ELISA
Concentration: 200µg/mL
UOM: 100µg

7th Edition (Revised in May, 2013)






Sample: Recombinant F8, Porcine

[IMMUNOGEN INFORMATION]

Immunogen: Recombinant F8 (Gly1669~Ala1824) expressed in *E. coli*.
USCN Accession No.: rP91878Po01
Sequence: The target protein is fused with N-terminal His-Tag and its sequence is listed below.

MRNKKFELGL EFPNLPYYID GDVKLTQSMA IIRYIADKHN MLGGCPKERA EISMLEGAVL
 DIRYGVSRIA YSKDFETLKV DFLSKLPEML KMFEDRLCHK TYLNGDHVTH PDFMLYDALD
 VVLYMDPMCL DAFPKLVCFK KRIEAIQID KYLKSSKYIA WPLQGQWQATF GGGDHPKSD
 GSTSGSGHHH HHHSAGLVPR GSTAIGMKET AAKFERQHM DSPDLGTLEV
 LFQGPLGSEF-GR QVTVQEFALF FTIFDETKSW YFTENVERNC RAPCHLQMED
 PTLKENYRFH AINGYVMDTL PGLVMAQNQR IRWYLLSMGS NENIHSIHFS GHVFSVRKKE
 EYKMAVYNLY PGVFETVEML PSKVGIWRIE CLIGEHLQAG MSTTFLVYSK ECQA

Unique product Superb quality Client favorite Nicest service  ISO9001:2008;  ISO13485:2003;  CE

[ANTIBODY SPECIFICITY]

The antibody is a rabbit polyclonal antibody raised against F8. It has been selected for its ability to recognize F8 in immunohistochemical staining and western blotting.

[APPLICATIONS]

Western blotting: 1:100-400

Immunocytochemistry in formalin fixed cells: 1:100-500

Immunohistochemistry in formalin fixed frozen section: 1:100-500

Immunohistochemistry in paraffin section: 1:50-200

Enzyme-linked Immunosorbent Assay: 1:100-200

Optimal working dilutions must be determined by end user.

[CONTENTS]

Form & Buffer: Supplied as solution form in PBS, pH7.4, containing 0.02% NaN₃, 50% glycerol.

[QUALITY CONTROL]

Content: The quality control contains recombinant F8 (Gly1669~Ala1824) disposed in loading buffer.

Usage: 10uL per well when 3,3'-Diaminobenzidine(DAB) as the substrate.
5uL per well when used in enhanced chemiluminescent (ECL).

Note: The quality control is specifically manufactured as the positive control. Not used for other purposes.

Loading Buffer: 100mM Tris(pH8.8), 2% SDS, 200mM NaCl, 50% glycerol, BPB 0.01%, NaN₃ 0.02%.

[STORAGE]

Store at 4°C for frequent use. Stored at -20°C to -80°C in a manual defrost freezer for one year without detectable loss of activity. Avoid repeated freeze-thaw cycles.