

A91833Mu01
Polyclonal Antibody to Complement Factor D (CFD)
Organism: Mus musculus (Mouse)
Instruction manual

FOR IN VITRO USE AND RESEARCH USE ONLY
NOT FOR USE IN CLINICAL DIAGNOSTIC PROCEDURES

6th Edition (Revised in March, 2013)

[**PRODUCT INFORMATION**]

Immunogen: CFD, Mouse

Clonality: Polyclonal

Host: Rabbit


Immunoglobulin Type: IgG

Purification: Affinity Chromatography.

Applications: WB, ICC, IHC-P, IHC-F

Concentration: 200µg/mL

UOM: 100µg



Sample: Recombinant CFD, Mouse




[**IMMUNOGEN INFORMATION**]

Immunogen: Recombinant CFD (Met1~Ser259) expressed in *E. coli*.

USCN Accession No.: P91833Mu01

Sequence: The target protein is fused with N-terminal His-Tag and its sequence is listed below.

MGHHHHHHSQSEF- MHSSVYFVAL VILGAAVCAA QPRGRILGGQ EAAAHARPYM
ASVQVNGTHV CGGTLLEQW VLSAAHCMDG VTDDDSVQVL LGAHLSAPE
PYKRWYDVQS VVPHPGSRPD SLEDDLILFK LSQNASLGPH VRPLPLQYED KEVEPGTLC
VAGWGVVTHA GRRPDVLHQL RVSIMNRTTC NLRTYHDGVV TINMMCAESN
RRDTCRQDSG SPLVCGDAVE GVTWGSRVG GNGKKPGVYT RVSSYRMWIE NITNGNMTS

Unique product Superb quality Client favorite Nicest service  ISO9001:2008 ;  ISO13485:2003 ; 

[ANTIBODY SPECIFICITY]

The antibody is a rabbit polyclonal antibody raised against CFD. It has been selected for its ability to recognize CFD in immunohistochemical staining and western blotting.

[APPLICATIONS]

Western blotting: 1:100-400

Immunocytochemistry in formalin fixed cells: 1:100-500

Immunohistochemistry in formalin fixed frozen section: 1:100-500

Immunohistochemistry in paraffin section: 1:50-200

Optimal working dilutions must be determined by end user.

[CONTENTS]

Form & Buffer: Supplied as solution form in PBS, pH7.4, containing 0.02% NaN₃, 50% glycerol.

[QUALITY CONTROL]

Content: The quality control contains recombinant CFD (Met1~Ser259) disposed in loading buffer.

Usage: 10uL per well when 3,3'-Diaminobenzidine(DAB) as the substrate.
5uL per well when used in enhanced chemiluminescent (ECL).

Note: The quality control is specifically manufactured as the positive control. Not used for other purposes.

Loading Buffer: 100mM Tris(pH8.8), 2% SDS, 200mM NaCl, 50% glycerol, BPB 0.01%, NaN₃ 0.02%.

[STORAGE]

Store at 4°C for frequent use. Stored at -20°C to -80°C in a manual defrost freezer for one year without detectable loss of activity. Avoid repeated freeze-thaw cycles.