


pA91829Hu01
Polyclonal Antibody to A Disintegrin And Metalloprotease 9 (ADAM9)
Organism: Homo sapiens (Human)
Instruction manual

FOR IN VITRO USE AND RESEARCH USE ONLY
NOT FOR USE IN CLINICAL DIAGNOSTIC PROCEDURES

7th Edition (Revised in May, 2013)

[PRODUCT INFORMATION]

Immunogen: ADAM9, Human
Clonality: Polyclonal
Host: Rabbit
Immunoglobulin Type: IgG
Purification: Affinity Chromatography.
Applications: WB, ICC, IHC-P, IHC-F, ELISA
Concentration: 200µg/mL
UOM: 100µg






Sample: Recombinant ADAM9, Human

[IMMUNOGEN INFORMATION]

Immunogen: Recombinant ADAM9 (Pro440~Gly680) expressed in *E. coli*.
USCN Accession No.: rP91829Hu01
Sequence: The target protein is fused with N-terminal His-Tag and its sequence is listed below.

MGHHHHHHS G S-P CCEGSTCKLK SFAECAYGDC CKDCRFLPGG TLCRGKTSEC
DVPEYCN GSS QFCQPDVFIQ NGYPCQNNKA YCYNGMCQYY DAQCQVIFGS
KAKAAPKDCF IEVNSK GDRF GNCGFSGNEY KKCATGNALC GKLQCENVQE IPVFGIVPAI
IQTPSRG TKC WGVDFQLGSD VPDPGMVNEG TKCGAGKICR NFQCVDASVL
NYDCDVQKKC HGHGVCNSNK NHCENGWAP PNCETKGYGG

Unique product Superb quality Client favorite Nicest service  **ISO9001:2008**;  **ISO13485:2003**; 

[ANTIBODY SPECIFICITY]

The antibody is a rabbit polyclonal antibody raised against ADAM9. It has been selected for its ability to recognize ADAM9 in immunohistochemical staining and western blotting.

[APPLICATIONS]

Western blotting: 1:100-400

Immunocytochemistry in formalin fixed cells: 1:100-500

Immunohistochemistry in formalin fixed frozen section: 1:100-500

Immunohistochemistry in paraffin section: 1:50-200

Enzyme-linked Immunosorbent Assay: 1:100-200

Optimal working dilutions must be determined by end user.

[CONTENTS]

Form & Buffer: Supplied as solution form in PBS, pH7.4, containing 0.02% NaN₃, 50% glycerol.

[QUALITY CONTROL]

Content: The quality control contains recombinant ADAM9 (Pro440~Gly680) disposed in loading buffer.

Usage: 10uL per well when 3,3'-Diaminobenzidine(DAB) as the substrate.
5uL per well when used in enhanced chemiluminescent (ECL).

Note: The quality control is specifically manufactured as the positive control. Not used for other purposes.

Loading Buffer: 100mM Tris(pH8.8), 2% SDS, 200mM NaCl, 50% glycerol, BPB 0.01%, NaN₃ 0.02%.

[STORAGE]

Store at 4°C for frequent use. Stored at -20°C to -80°C in a manual defrost freezer for one year without detectable loss of activity. Avoid repeated freeze-thaw cycles.

Unique product Superb quality Client favorite Nicest service  ISO9001:2008;  ISO13485:2003; 