

A91785Hu02
Polyclonal Antibody to Nephrylsin (NEP)
Organism: Homo sapiens (Human)
Instruction manual

FOR IN VITRO USE AND RESEARCH USE ONLY
NOT FOR USE IN CLINICAL DIAGNOSTIC PROCEDURES

6th Edition (Revised in March, 2013)

[PRODUCT INFORMATION]

Immunogen: NEP, Human

Clonality: Polyclonal

Host: Rabbit


Immunoglobulin Type: IgG

Purification: Affinity Chromatography.

Applications: WB, ICC, IHC-P, IHC-F

Concentration: 200µg/mL

UOM: 100µg



Sample: Recombinant NEP, Human




[IMMUNOGEN INFORMATION]

Immunogen: Recombinant NEP (Phe565~Trp750) expressed in *E. coli*.

USCN Accession No.: P91785Hu02

Sequence: The target protein is fused with N-terminal His-Tag and its sequence is listed below.

MGHHHHHSGS- FSAQQS NSLNYYGGIGM VIGHEITHGF DDNGRNFNKD GDLVDWWTQQ
SASNFKEQSQ CMVYQYGNFS WLAGGQHLN GINTLGENIA DNGGLGQAYR
AYQNYIKKNG EEKLLPGLDL NHKQLFFLNF AQVWCGTYRP EYAVNSIKTD VHSPGNFRII
GTLQNSAEFS EAFHCRKNSY MNPEKKCRVW

Unique product Superb quality Client favorite Nicest service  ISO9001:2008 ;  ISO13485:2003 ; 

11271 Richmond Avenue, H104, Houston, TX 77082, USA | Toll free: 001-888-960-7402 | Fax: 001-832-538-0088 | Email: mail@uscnc.us | Http://www.uscnc.us
Export Processing Zone, Wuhan 430056, P.R.China | Toll free: 0086-800-880-0687 | Fax: 0086-27-8425-9551 | Email: mail@uscnc.com | Http://www.uscnc.com

[ANTIBODY SPECIFICITY]

The antibody is a rabbit polyclonal antibody raised against NEP. It has been selected for its ability to recognize NEP in immunohistochemical staining and western blotting.

[APPLICATIONS]

Western blotting: 1:100-400

Immunocytochemistry in formalin fixed cells: 1:100-500

Immunohistochemistry in formalin fixed frozen section: 1:100-500

Immunohistochemistry in paraffin section: 1:50-200

Optimal working dilutions must be determined by end user.

[CONTENTS]

Form & Buffer: Supplied as solution form in PBS, pH7.4, containing 0.02% NaN₃, 50% glycerol.

[QUALITY CONTROL]

Content: The quality control contains recombinant NEP (Phe565~Trp750) disposed in loading buffer.

Usage: 10uL per well when 3,3'-Diaminobenzidine(DAB) as the substrate.
5uL per well when used in enhanced chemiluminescent (ECL).

Note: The quality control is specifically manufactured as the positive control. Not used for other purposes.

Loading Buffer: 100mM Tris(pH8.8), 2% SDS, 200mM NaCl, 50% glycerol, BPB 0.01%, NaN₃ 0.02%.

[STORAGE]

Store at 4°C for frequent use. Stored at -20°C to -80°C in a manual defrost freezer for one year without detectable loss of activity. Avoid repeated freeze-thaw cycles.