

A91757Mu01
Antibody to Fascln (FSCN)
Instruction manual

FOR IN VITRO USE AND RESEARCH USE ONLY
NOT FOR USE IN CLINICAL DIAGNOSTIC PROCEDURES

6th Edition (Revised in March, 2013)

[PRODUCT INFORMATION]

Immunogen: FSCN

Clonality: Polyclonal

Host: Rabbit

Organism: Mouse


Immunoglobulin Type: IgG

Purification: Affinity Chromatography.

Applications: WB, ICC, IHC-P, IHC-F

Concentration: 200µg/mL

UOM: 100µg



Sample: Recombinant Mouse FSCN




[IMMUNOGEN INFORMATION]

Immunogen: Recombinant mouse FSCN (Glu27~Val273) expressed in *E.coli*.

USCN Accession No.: P91757Mu01

Sequence: The target protein is fused with N-terminal His-Tag and its sequence is listed below.

MGHHHHHSGSEF- EAFG FKVNASASSL KKKQIWTLEQ PPDEAGSAAV CLRSHLGRYL
AADKDGNVTC EREVDPGDCR FLVVAHDDGR WSLQSEAHRR YFGGTEDRLS
CFAQSVSPAE KWSVHIAMHP QVNIYSVTRK RYAHLSARPA DEIAVDRDVP WGVDLITLA
FQDQRYSVQT SDHRFLRHDG RLVARPEPAT GFTLEFRSGK VAFRDCEGRY LAPSGPSGTL
KAGKATKVGK DELFALEQSC AQVVLQAANE RNV

Unique product Superb quality Client favorite Nicest service  ISO9001:2008 ;  ISO13485:2003 ; 

[ANTIBODY SPECIFICITY]

Anti FSCN is a rabbit polyclonal antibody raised against mouse FSCN. This antibody has been selected for its ability to recognize mouse FSCN in immunohistochemical staining and western blotting, non cross-reactive with other members of the family.

[APPLICATIONS]

Western blotting: 1:100-400

Immunocytochemistry in formalin fixed cells: 1:100-500

Immunohistochemistry in formalin fixed frozen section: 1:100-500

Immunohistochemistry in paraffin section: 1:50-200

Optimal working dilutions must be determined by end user.

[CONTENTS]

Form & Buffer: Supplied as solution form in PBS, pH7.4, containing 0.02% Na₃N, 50% glycerol.

[QUALITY CONTROL]

Content: The quality control contains recombinant mouse FSCN(Glu27~Val273) disposed in loading buffer.




Usage: 10uL per well when 3,3'-Diaminobenzidine(DAB) as the substrate.
5uL per well when used in enhanced chemiluminescent (ECL).

Note: The quality control is specifically manufactured as the positive control. Not used for other purposes.

Loading Buffer: 100mM Tris(pH8.8), 2% SDS, 200mM NaCl, 50% glycerol, BPB 0.01%, Na₃N 0.02%.

[STORAGE]

Store at 4°C for frequent use. Stored at -20°C to -80°C in a manual defrost freezer for one year without detectable loss of activity. Avoid repeated freeze-thaw cycles.

Unique product Superb quality Client favorite Nicest service  ISO9001:2008 ;  ISO13485:2003 ;  CE