

pA91656Po03
Polyclonal Antibody to Trefoll Factor 3, Intestinal (TFF3)
Organism: *Sus scrofa*; Porcine (Pig)
Instruction manual

FOR IN VITRO USE AND RESEARCH USE ONLY
NOT FOR USE IN CLINICAL DIAGNOSTIC PROCEDURES

7th Edition (Revised in May, 2013)

[PRODUCT INFORMATION]

Immunogen: TFF3, Porcine

Clonality: Polyclonal

Host: Rabbit


Immunoglobulin Type: IgG

Purification: Affinity Chromatography.

Applications: WB, ICC, IHC-P, IHC-F, ELISA

Concentration: 200µg/mL

UOM: 100µg



Sample: Recombinant TFF3, Porcine




[IMMUNOGEN INFORMATION]

Immunogen: Recombinant TFF3 (Gly22~Phe80) expressed in *E. coli*.

USCN Accession No.: rP91656Po03

Sequence: The target protein is fused with two N-terminal Tags, His-tag and MBP-tag and its sequence is listed below.

MKIEEGKLV I WINGDKGYNG LAEVGKKFEK DTGIKVTV EHPDKLEEKFPQ VAATGDGPDI
IFWAHDRFGG YAQSGLLAEI TPDKAFQDKL YPFTWDVAVRY NGKLIAYPIA VEALSLIYNK
DLLPNPPKTW EEIPALDKEL KAKGKSALMF NLQEPYFTWP LIAADGGYAF KYENGGYDIK
DVGVDNAGAK AGLTFLVDLI KNKHMNADTD YSIAEAAFNK GETAMTINGP WAWSNIDTSK
VNYGVTVLPT FKGQPSKPFV GVLSAGINAA SPNKELAKEF LENYLLTDEG LEAVNKDKPL
GAVALKSYEE ELAKDPRIAA TMENAQKGEI MPNIPQMSAF WYAVRTAVIN AASGRQTVDE
ALKDAQTGST SGSQHSHHHHH SAGLVPRGST AIGMKETAAA KFERQHMDSP DLGTLVLFQ
GPLGSEF- GEYVGLSAN QCAVPAKDRV DCGYPQVTPE QCNNRGCCFD SSIXGVPWCF
KPLQETECTF

Unique product Superb quality Client favorite Nicest service  ISO9001:2008 ;  ISO13485:2003 ; 

[ANTIBODY SPECIFICITY]

The antibody is a rabbit polyclonal antibody raised against TFF3. It has been selected for its ability to recognize TFF3 in immunohistochemical staining and western blotting.

[APPLICATIONS]

Western blotting: 1:100-400

Immunocytochemistry in formalin fixed cells: 1:100-500

Immunohistochemistry in formalin fixed frozen section: 1:100-500

Immunohistochemistry in paraffin section: 1:50-200

Enzyme-linked Immunosorbent Assay: 1:100-200

Optimal working dilutions must be determined by end user.

[CONTENTS]

Form & Buffer: Supplied as solution form in PBS, pH7.4, containing 0.02% NaN₃, 50% glycerol.

[QUALITY CONTROL]

Content: The quality control contains recombinant TFF3 (Gly22~Phe80) disposed in loading buffer.

Usage: 10uL per well when 3,3'-Diaminobenzidine(DAB) as the substrate.
5uL per well when used in enhanced chemiluminescent (ECL).

Note: The quality control is specifically manufactured as the positive control. Not used for other purposes.

Loading Buffer: 100mM Tris(pH8.8), 2% SDS, 200mM NaCl, 50% glycerol, BPB 0.01%, NaN₃ 0.02%.

[STORAGE]

Store at 4°C for frequent use. Stored at -20°C to -80°C in a manual defrost freezer for one year without detectable loss of activity. Avoid repeated freeze-thaw cycles.