

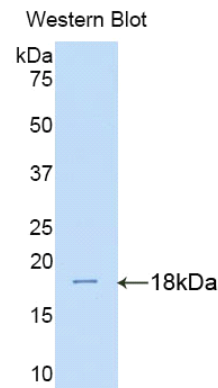
**A91644Hu01**  
**Polyclonal Antibody to Interleukin 17 Receptor A (IL17RA)**  
**Organism: Homo sapiens (Human)**  
***Instruction manual***

FOR IN VITRO USE AND RESEARCH USE ONLY  
NOT FOR USE IN CLINICAL DIAGNOSTIC PROCEDURES

6th Edition (Revised in March, 2013)

**[ PRODUCT INFORMATION ]**

**Immunogen:** IL17RA, Human  
**Clonality:** Polyclonal  
**Host:** Rabbit  
**Immunoglobulin Type:** IgG  
**Purification:** Affinity Chromatography.  
**Applications:** WB, ICC, IHC-P, IHC-F  
**Concentration:** 200µg/mL  
**UOM:** 100µg






*Sample: Recombinant IL17RA, Human*

**[ IMMUNOGEN INFORMATION ]**

**Immunogen:** Recombinant IL17RA (Leu33~Asp172) expressed in *E.coli*.  
**USCN Accession No.:** P91644Hu01  
**Sequence:** The target protein is fused with N-terminal His-Tag and its sequence is listed below.

MGHHHHHSGSEF- LRLLDHRA LVCSQPGLNC TVKNSTCLDD SWIHPRNLTP  
SSPKDLQIQL HFAHTQQGDL FVVAHIEWTL QTDA SILYLE GAELSVLQLN TNERLCVRFE  
FLSKLRHHHR RWRFTFSHFV VDPDQEYEVTVHHLKPIPD GD

*Unique product Superb quality Client favorite Nicest service*  ISO9001:2008 ;  ISO13485:2003 ; 

## [ ANTIBODY SPECIFICITY ]

The antibody is a rabbit polyclonal antibody raised against IL17RA. It has been selected for its ability to recognize IL17RA in immunohistochemical staining and western blotting.

## [ APPLICATIONS ]

Western blotting: 1:100-400

Immunocytochemistry in formalin fixed cells: 1:100-500

Immunohistochemistry in formalin fixed frozen section: 1:100-500

Immunohistochemistry in paraffin section: 1:50-200

Optimal working dilutions must be determined by end user.

## [ CONTENTS ]

**Form & Buffer:** Supplied as solution form in PBS, pH7.4, containing 0.02%  $\text{NaN}_3$ , 50% glycerol.

## [ QUALITY CONTROL ]

**Content:** The quality control contains recombinant IL17RA (Leu33~Asp172) disposed in loading buffer.

**Usage:** 10uL per well when 3,3'-Diaminobenzidine(DAB) as the substrate.  
5uL per well when used in enhanced chemiluminescent (ECL).

**Note:** The quality control is specifically manufactured as the positive control. Not used for other purposes.

**Loading Buffer:** 100mM Tris(pH8.8), 2% SDS, 200mM NaCl, 50% glycerol, BPB 0.01%,  $\text{NaN}_3$  0.02%.

## [ STORAGE ]

Store at 4°C for frequent use. Stored at -20°C to -80°C in a manual defrost freezer for one year without detectable loss of activity. Avoid repeated freeze-thaw cycles.