

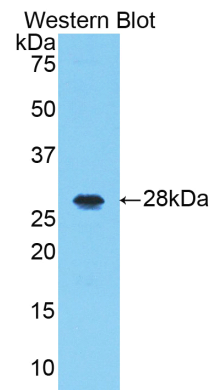
A91514Hu01
Polyclonal Antibody to Interleukin 1 Receptor Associated Kinase 1 (IRAK1)
Organism: Homo sapiens (Human)
Instruction manual

FOR IN VITRO USE AND RESEARCH USE ONLY
NOT FOR USE IN CLINICAL DIAGNOSTIC PROCEDURES

6th Edition (Revised in March, 2013)

[PRODUCT INFORMATION]

Immunogen: IRAK1, Human
Clonality: Polyclonal
Host: Rabbit
Immunoglobulin Type: IgG
Purification: Affinity Chromatography.
Applications: WB, ICC, IHC-P, IHC-F
Concentration: 200µg/mL
UOM: 100µg






Sample: Recombinant IRAK1, Human

[IMMUNOGEN INFORMATION]

Immunogen: Recombinant IRAK1 (Phe212~Glu440) expressed in *E. coli*.
USCN Accession No.: P91514Hu01
Sequence: The target protein is fused with N-terminal His-Tag and its sequence is listed below.

MGHHHHHSG SEF- FSEELKIGE GGFGCVYRAV MRNTVYAVKR LKENADLEWT
AVKQSFLTEV EQLSRFRHPN IVDFAGYCAQ NGFYCLVYGF LPNGSLEDRL HCQTQACPPPL
SWPQRDLILL GTARAIQFLH QDSPSLIHGD IKSSNVLLDE RLTPKLGDFG LARFSRFAGS
SPSQSSMVAR TQTVRGTLAY LPEEYIKTGR LAVDTDTFSF GVVVLETLAG QRAVKTHGAR
TKYLKDLVEE

Unique product Superb quality Client favorite Nicest service  ISO9001:2008 ;  ISO13485:2003 ; 

[ANTIBODY SPECIFICITY]

The antibody is a rabbit polyclonal antibody raised against IRAK1. It has been selected for its ability to recognize IRAK1 in immunohistochemical staining and western blotting.

[APPLICATIONS]

Western blotting: 1:100-400

Immunocytochemistry in formalin fixed cells: 1:100-500

Immunohistochemistry in formalin fixed frozen section: 1:100-500

Immunohistochemistry in paraffin section: 1:50-200

Optimal working dilutions must be determined by end user.

[CONTENTS]

Form & Buffer: Supplied as solution form in PBS, pH7.4, containing 0.02% NaN₃, 50% glycerol.

[QUALITY CONTROL]

Content: The quality control contains recombinant IRAK1 (Phe212~Glu440) disposed in loading buffer.

Usage: 10uL per well when 3,3'-Diaminobenzidine(DAB) as the substrate.
5uL per well when used in enhanced chemiluminescent (ECL).

Note: The quality control is specifically manufactured as the positive control. Not used for other purposes.

Loading Buffer: 100mM Tris(pH8.8), 2% SDS, 200mM NaCl, 50% glycerol, BPB 0.01%, NaN₃ 0.02%.

[STORAGE]

Store at 4°C for frequent use. Stored at -20°C to -80°C in a manual defrost freezer for one year without detectable loss of activity. Avoid repeated freeze-thaw cycles.