


A91467Ra01
Polyclonal Antibody to Connexin 31 (CX31)
Instruction manual

FOR IN VITRO USE AND RESEARCH USE ONLY
NOT FOR USE IN CLINICAL DIAGNOSTIC PROCEDURES

5th Edition (Revised in January, 2013)

[PRODUCT INFORMATION]




Immunogen: CX31
Clonality: Polyclonal
Host: Rabbit
Species Reactivity: Rat
Ig type: Rabbit IgG
Purification: Antibodies are purified by target protein affinity chromatography.
Applications: WB, ICC, IHC-P, IHC-F
Form: Liquid
Size: 100µg



Sample: Recombinant rat CX31

[IMMUNOGEN INFORMATION]

Immunogen: Recombinant rat CX31 (Ile210~Ile270) expressed in *E. coli*.
Molecular Weight: 33.6kDa
USCN accession No.: P91467Ra01
Sequence: The target protein is fused with two N-terminal Tags, His-tag and GST-tag and its sequence is listed below.
MRNKKFELGL EFPNLPYYID GDVKLTQ SMA IIRYIADKHN MLGGCPKERA EISMLEGAVL
DIRYGVSRIA YSKDFETLKV DFLSKLPEML KMFEDRLCHK TYLNGDHVTH PDFMLYDALD
VVLYMDPMCL DAFPKLVCFK KRIEAIQID KYLKSSKYIA WPLQGWQATF GGGDHPKSD
GSTSGSGHHH HHHSAGLVPR GSTAIGMKET AAKFERQHM DSPDLGTLEV L FQ

Unique product Superb quality Client favorite Nicest service  ISO9001:2008;  ISO13485:2003; 

GPLGSEF- I FHRIMRGLSK DKSTKSISSP KSSSRASTCR CHHKLLESGD LEAVPADDKL
QASAPSLTPI

[ANTIBODY SPECIFICITY]

Anti CX31 is a rabbit polyclonal antibody raised against rat CX31. This antibody has been selected for its ability to recognize rat CX31 in immunohistochemical staining and western blotting, non cross-reactive with other members of the family.

[APPLICATIONS]

Western blotting: 1:100-400

Immunocytochemistry in formalin fixed cells: 1:100-500

Immunohistochemistry in formalin fixed frozen section: 1:100-500

Immunohistochemistry in paraffin section: 1:50-200

Optimal working dilutions must be determined by end user.

[CONTENTS]

Form & Buffer: Supplied as solution form in PBS, pH 7.4, containing 0.02%Na₃N, 50% glycerol.

[QUALITY CONTROL]

Content: The quality control contains recombinant rat CX31 (Ile210~Ile270) disposed in loading buffer.

Usage: 10uL per well when 3,3'-Diaminobenzidine(DAB) as the substrate.

5uL per well when used in enhanced chemiluminescent (ECL).

Note: The quality control is specifically manufactured as the positive control. Not used for other purposes.

Loading buffer: 100mM Tris(PH 8.8), 2%SDS, 200mM NaCl, 50% glycerol, BPB 0.01%, Na₃N 0.02%.

[STORAGE]

Store at 4°C for frequent use. Stored at -20°C to -80°C in a manual defrost freezer for one year without detectable loss of activity. Avoid repeated freeze-thaw cycles.