

**pA91451Mu01**  
**Polyclonal Antibody to Early Growth Response Protein 2 (EGR2)**  
**Organism: Mus musculus (Mouse)**  
***Instruction manual***

FOR IN VITRO USE AND RESEARCH USE ONLY  
NOT FOR USE IN CLINICAL DIAGNOSTIC PROCEDURES

7th Edition (Revised in May, 2013)

**[ PRODUCT INFORMATION ]**

**Immunogen:** EGR2, Mouse

**Clonality:** Polyclonal

**Host:** Rabbit


**Immunoglobulin Type:** IgG

**Purification:** Affinity Chromatography.

**Applications:** WB, ICC, IHC-P, IHC-F, ELISA

**Concentration:** 200µg/mL

**UOM:** 100µg



*Sample: Recombinant EGR2, Mouse*




**[ IMMUNOGEN INFORMATION ]**

**Immunogen:** Recombinant EGR2 (Gly150~Ser407) expressed in *E. coli*.

**USCN Accession No.:** rP91451Mu01

**Sequence:** The target protein is fused with N-terminal His-Tag and its sequence is listed below.

MGHHHHHSG SEF-G VCTMSQTQPE LDHLYSPPPP PPPYSGCTGD LYQDPSAFLS  
PPSTTSTSSL AYQPPPSYPS PKPAMDPGLI PMIPDYPGFF PSPCQRDPHG AAGPDRKPF  
CPLDSL RVPP PLTPLSTIRN FTLGGPGAGV TGP GASGGGE GPRLPGSGSA AVTATPYNPH  
HLPLRPILRP RYKPNRPSKT PVHERPYPCP AEGCDRRFSR SDELTRHIRI HTGHKPFQCR  
ICMRNFSRSD HLTTHIRHT GEKPFACDYC GRKFARS

**Unique product Superb quality Client favorite Nicest service**  ISO9001:2008 ;  ISO13485:2003 ; 

## [ ANTIBODY SPECIFICITY ]

The antibody is a rabbit polyclonal antibody raised against EGR2. It has been selected for its ability to recognize EGR2 in immunohistochemical staining and western blotting.

## [ APPLICATIONS ]

Western blotting: 1:100-400

Immunocytochemistry in formalin fixed cells: 1:100-500

Immunohistochemistry in formalin fixed frozen section: 1:100-500

Immunohistochemistry in paraffin section: 1:50-200

Enzyme-linked Immunosorbent Assay: 1:100-200

Optimal working dilutions must be determined by end user.

## [ CONTENTS ]

**Form & Buffer:** Supplied as solution form in PBS, pH7.4, containing 0.02% NaN<sub>3</sub>, 50% glycerol.

## [ QUALITY CONTROL ]

**Content:** The quality control contains recombinant EGR2 (Gly150~Ser407) disposed in loading buffer.

**Usage:** 10uL per well when 3,3'-Diaminobenzidine(DAB) as the substrate.  
5uL per well when used in enhanced chemiluminescent (ECL).

**Note:** The quality control is specifically manufactured as the positive control. Not used for other purposes.

**Loading Buffer:** 100mM Tris(pH8.8), 2% SDS, 200mM NaCl, 50% glycerol, BPB 0.01%, NaN<sub>3</sub> 0.02%.

## [ STORAGE ]

Store at 4°C for frequent use. Stored at -20°C to -80°C in a manual defrost freezer for one year without detectable loss of activity. Avoid repeated freeze-thaw cycles.

*Unique product Superb quality Client favorite Nicest service*  ISO9001:2008;  ISO13485:2003; 