

pA91290Mu01

Polyclonal Antibody to V-Myc Myelocytomatosis Viral Oncogene Homolog (MYC)

Organism: Mus musculus (Mouse)

Instruction manual

FOR IN VITRO USE AND RESEARCH USE ONLY
NOT FOR USE IN CLINICAL DIAGNOSTIC PROCEDURES

7th Edition (Revised in May, 2013)

[PRODUCT INFORMATION]

Immunogen: MYC, Mouse

Clonality: Polyclonal

Host: Rabbit

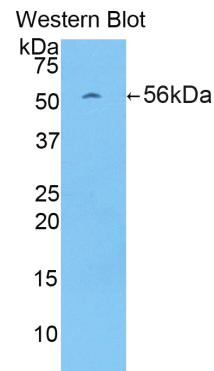
Immunoglobulin Type: IgG

Purification: Affinity Chromatography.

Applications: WB, ICC, IHC-P, IHC-F, ELISA

Concentration: 200µg/mL

UOM: 100µg



Sample: Recombinant MYC, Mouse




[IMMUNOGEN INFORMATION]

Immunogen: Recombinant MYC (Ala186~Ala439) expressed in *E. coli*.

USCN Accession No.: rP91290Mu01

Sequence: The target protein is fused with two N-terminal Tags, His-tag and GST-tag and its sequence is listed below.

MRNKKFELGL EFPNLPYYID GDVKLTQSMA IIRYIADKHN MLGGCPKERA EISMLEGAVL
DIRYGVSRIA YSKDFETLKV DFLSKLPEML KMFEDRLCHK TYLNGDHVTH PDFMLYDALD
VVLYMDPMCL DAFPKLVCFK KRIEAIQID KYLKSSKYIA WPLQGQWQATF GGGDHPKSD
GSTSGSGHHH HHSAGLVPR GSTAIGMKET AAKFERQHM DSPDLGTLEV
LFQGPLGSEF-ASECI DPSVVPYPL NDSSSPKSCT SSDSTAFSPS SDSLLSSESS
PRASPEPLVLHEETPPTTSS DSEEEQEDEE EIDVVSVEKR QTPAKRSESG SSPSRGHSKP

Unique product Superb quality Client favorite Nicest service  ISO9001:2008;  ISO13485:2003; 

PHSPLVLKRCHVSTHQHNYA APPSTRKDYP AAKRAKLD SG RVLKQISNNR KCSSPRSSDT
EENDKRRTHN VLERQRRNEL KRSFFALRDQ IPELENNEKA PKVVILKKAT AYILSIQADE
HKLTSEKDLLRKRREQLKHK LEQLRNSGA

[**ANTIBODY SPECIFICITY**]

The antibody is a rabbit polyclonal antibody raised against MYC. It has been selected for its ability to recognize MYC in immunohistochemical staining and western blotting.

[**APPLICATIONS**]

Western blotting: 1:100-400

Immunocytochemistry in formalin fixed cells: 1:100-500

Immunohistochemistry in formalin fixed frozen section: 1:100-500

Immunohistochemistry in paraffin section: 1:50-200

Enzyme-linked Immunosorbent Assay: 1:100-200

Optimal working dilutions must be determined by end user.

[**CONTENTS**]

Form & Buffer: Supplied as solution form in PBS, pH7.4, containing 0.02% NaN₃, 50% glycerol.

[**QUALITY CONTROL**]

Content: The quality control contains recombinant MYC (Ala186~Ala439) disposed in loading buffer.

Usage: 10uL per well when 3,3'-Diaminobenzidine(DAB) as the substrate.
5uL per well when used in enhanced chemiluminescent (ECL).

Note: The quality control is specifically manufactured as the positive control. Not used for other purposes.

Loading Buffer: 100mM Tris(pH8.8), 2% SDS, 200mM NaCl, 50% glycerol, BPB 0.01%, NaN₃ 0.02%.

[**STORAGE**]

Store at 4°C for frequent use. Stored at -20°C to -80°C in a manual defrost freezer for one year without detectable loss of activity. Avoid repeated freeze-thaw cycles.

Unique product Superb quality Client favorite Nicest service  ISO9001:2008;  ISO13485:2003;  CE