


A91226Hu02
Polyclonal Antibody to Corticosteroid Binding Globulin (CBG)
Instruction manual

FOR IN VITRO USE AND RESEARCH USE ONLY
NOT FOR USE IN CLINICAL DIAGNOSTIC PROCEDURES

5th Edition (Revised in January, 2013)

[PRODUCT INFORMATION]

Immunogen: CBG
Clonality: Polyclonal
Host: Rabbit
Species Reactivity: Human
Ig type: Rabbit IgG
Purification: Antibodies are purified by target protein affinity chromatography.
Applications: WB, ICC, IHC-P, IHC-F
Form: Liquid
Size: 100µg






Sample: Recombinant Human CBG

[IMMUNOGEN INFORMATION]

Immunogen: Recombinant Human CBG (Glu218~Arg378) expressed in *E.coli*.
Molecular Weight: 19.2kDa
USCN accession No.: P91226Hu02
Sequence: The target protein is fused with N-terminal His-Tag and its sequence is listed below.

MGHHHHHSGSEF- EEN FYVDETTVVK VPMMLQSSTI SYLHDSSELPCLQVQMNYVGN
GTVFFILPDK GKMNTVIAAL SRDTINRSA GLTSSQVDLY IPKVTISGVY DLGDVLEEMG
IADLFTNQAN FSRITQDAQL KSSKVVHKAV LQLNEEGVDT AGSTGVTLNL TSKPIILR

Unique product Superb quality Client favorite Nicest service  ISO9001:2008 ;  ISO13485:2003 ; 

[ANTIBODY SPECIFICITY]

Anti CBG is a rabbit polyclonal antibody raised against Human CBG. This antibody has been selected for its ability to recognize Human CBG in immunohistochemical staining and western blotting, non cross-reactive with other members of the family.

[APPLICATIONS]

Western blotting: 1:100-400

Immunocytochemistry in formalin fixed cells: 1:100-500

Immunohistochemistry in formalin fixed frozen section: 1:100-500

Immunohistochemistry in paraffin section: 1:50-200

Optimal working dilutions must be determined by end user.

[CONTENTS]

Form & Buffer: Supplied as solution form in PBS, pH 7.4, containing 0.02% Na₃N, 50% glycerol.

[QUALITY CONTROL]

Content: The quality control contains recombinant Human CBG (Glu218~Arg378) disposed in loading buffer.

Usage: 10uL per well when 3,3'-Diaminobenzidine(DAB) as the substrate.
5uL per well when used in enhanced chemiluminescent (ECL).

Note: The quality control is specifically manufactured as the positive control. Not used for other purposes.

Loading buffer: 100mM Tris(PH 8.8), 2%SDS, 200mM NaCl, 50% glycerol, BPB 0.01%, Na₃N 0.02%.

[STORAGE]

Store at 4°C for frequent use. Stored at -20°C to -80°C in a manual defrost freezer for one year without detectable loss of activity. Avoid repeated freeze-thaw cycles.