

A91017Mu01
Polyclonal Antibody to Alpha-2-Macroglobulin (a2M)
Organism: Mus musculus (Mouse)
Instruction manual

FOR IN VITRO USE AND RESEARCH USE ONLY
NOT FOR USE IN CLINICAL DIAGNOSTIC PROCEDURES

6th Edition (Revised in March, 2013)

[PRODUCT INFORMATION]

Immunogen: a2M, Mouse

Clonality: Polyclonal

Host: Rabbit

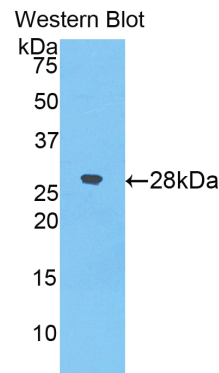
Immunoglobulin Type: IgG

Purification: Affinity Chromatography.

Applications: WB, ICC, IHC-P, IHC-F

Concentration: 200µg/mL

UOM: 100µg



Sample: Recombinant a2M, Mouse




[IMMUNOGEN INFORMATION]

Immunogen: Recombinant a2M (Asn157~Pro389) expressed in *E. coli*.

USCN Accession No.: P91017Mu01

Sequence: The target protein is fused with N-terminal His-Tag and its sequence is listed below.

MGHHHHHSGS- NETF PVVYIETPKR NRIFQWQNIH LAGGLHQLSF PLSVEPALGI
YKVVVQKDSG KKIEHSFEVK EYVLPKFEVI IKMQKTMAFL EEELPITACG VYTYGKPVPG
LVTLRVCRKY SRYRSTCHNQ NSMSICEEFS QQADDKGCFR QVVKTKVFQL RQKGHDMKIE
VEAKIKEEGT GIELTGIGSC EIANALSKLK FTKVNTNYRP GLPFSGQVLL VDEK GKPIPN
KNITSVVSP

Unique product Superb quality Client favorite Nicest service  ISO9001:2008 ;  ISO13485:2003 ; 

[ANTIBODY SPECIFICITY]

The antibody is a rabbit polyclonal antibody raised against a2M. It has been selected for its ability to recognize a2M in immunohistochemical staining and western blotting.

[APPLICATIONS]

Western blotting: 1:100-400

Immunocytochemistry in formalin fixed cells: 1:100-500

Immunohistochemistry in formalin fixed frozen section: 1:100-500

Immunohistochemistry in paraffin section: 1:50-200

Optimal working dilutions must be determined by end user.

[CONTENTS]

Form & Buffer: Supplied as solution form in PBS, pH7.4, containing 0.02% NaN₃, 50% glycerol.

[QUALITY CONTROL]

Content: The quality control contains recombinant a2M (Asn157~Pro389) disposed in loading buffer.

Usage: 10uL per well when 3,3'-Diaminobenzidine(DAB) as the substrate.
5uL per well when used in enhanced chemiluminescent (ECL).

Note: The quality control is specifically manufactured as the positive control. Not used for other purposes.

Loading Buffer: 100mM Tris(pH8.8), 2% SDS, 200mM NaCl, 50% glycerol, BPB 0.01%, NaN₃ 0.02%.

[STORAGE]

Store at 4°C for frequent use. Stored at -20°C to -80°C in a manual defrost freezer for one year without detectable loss of activity. Avoid repeated freeze-thaw cycles.