

PAA816Bo01
Polyclonal Antibody to Alpha-1-Acid Glycoprotein (a1AGP)
Organism: Bos taurus; Bovine (Cattle)
Instruction manual

FOR IN VITRO USE AND RESEARCH USE ONLY
NOT FOR USE IN CLINICAL DIAGNOSTIC PROCEDURES

8th Edition (Revised in Jun, 2013)

[PRODUCT INFORMATION]

Immunogen: a1AGP, Bovine

Clonality: Polyclonal

Host: Rabbit


Immunoglobulin Type: IgG

Purification: Affinity Chromatography.

Applications: WB, ICC, IHC-P, IHC-F, ELISA

Concentration: 200µg/mL

UOM: 100µg



Sample: Recombinant a1AGP, Bovine




[IMMUNOGEN INFORMATION]

Immunogen: Recombinant a1AGP (Thr33~Arg195) expressed in *E.coli*.

USCN Accession No.: RPA816Bo01

Sequence: The target protein is fused with two N-terminal Tags, His-tag and GST-tag and its sequence is listed below.

MSPILGYWKI KGLVQPTRL L LEYLEEKYEE HLYERDEGDK WRNKKFELGL EFPNLPYYID
GDVKLTQSMA IIRYIADKHN MLGGCPKERA EISMLEGAVL DIRYGVSR IA YSKDFETLKV
DFLSKLP EML KMFEDRLCHK TYLNGDHVTH PDFMLYDALD VVLYMDPMCL DAFPKLVCFK
KRIEAI PQID KYLKSSKYIA WPLQGWQATF GGGDHPPKSD GSTSGSGHHH HHSAGLVPR
GSTAIGMKET AAKFERQHM DSPDLGTLEV LFQGPLGSEF- TNATMDLL SGKWFYIGSA
FRNPEYNKSA RAIQAFFYL EPRHAEDKLI TREYQTIEDK CVYNCSFIKI YRQNGTLSKV
ESDREHFVDLLLSKHFRTFM LAASWNGTKN VGVSFYADKP EVTQEQQKEF LDVIKIGIQ
ESEIYYTDEKKDACGPLEKQ HEEER

Unique product Superb quality Client favorite Nicest service  ISO9001:2008 ;  ISO13485:2003 ; 

[**ANTIBODY SPECIFICITY**]

The antibody is a rabbit polyclonal antibody raised against a1AGP. It has been selected for its ability to recognize a1AGP in immunohistochemical staining and western blotting.

[**APPLICATIONS**]

Western blotting: 1:100-400

Immunocytochemistry in formalin fixed cells: 1:100-500

Immunohistochemistry in formalin fixed frozen section: 1:100-500

Immunohistochemistry in paraffin section: 1:50-200

Enzyme-linked Immunosorbent Assay: 1:100-200

Optimal working dilutions must be determined by end user.

[**CONTENTS**]

Form & Buffer: Supplied as solution form in PBS, pH7.4, containing 0.02% NaN₃, 50% glycerol.

[**QUALITY CONTROL**]

Content: The quality control contains recombinant a1AGP (Thr33~Arg195) disposed in loading buffer.

Usage: 10uL per well when 3,3'-Diaminobenzidine(DAB) as the substrate.
5uL per well when used in enhanced chemiluminescent (ECL).

Note: The quality control is specifically manufactured as the positive control. Not used for other purposes.

Loading Buffer: 100mM Tris(pH8.8), 2% SDS, 200mM NaCl, 50% glycerol, BPB 0.01%, NaN₃ 0.02%.

[**STORAGE**]

Store at 4°C for frequent use. Stored at -20°C to -80°C in a manual defrost freezer for one year without detectable loss of activity. Avoid repeated freeze-thaw cycles.

Unique product Superb quality Client favorite Nicest service  ISO9001:2008;  ISO13485:2003; 