

**pA90671Hu01**  
**Polyclonal Antibody to Glutathione S Transferase Alpha 3 (GSTa3)**  
**Organism: Homo sapiens (Human)**  
***Instruction manual***

FOR IN VITRO USE AND RESEARCH USE ONLY  
NOT FOR USE IN CLINICAL DIAGNOSTIC PROCEDURES

7th Edition (Revised in May, 2013)

## **[ PRODUCT INFORMATION ]**

**Immunogen:** GSTa3, Human

**Clonality:** Polyclonal

**Host:** Rabbit

**Immunoglobulin Type:** IgG

**Purification:** Affinity Chromatography.

**Applications:** WB, ICC, IHC-P, IHC-F, ELISA

**Concentration:** 200µg/mL

**UOM:** 100µg

## **[ IMMUNOGEN INFORMATION ]**

**Immunogen:** Recombinant GSTa3 (Met1~Phe222) expressed in *E.coli*.

**USCN Accession No.:** rP90671Hu01

**Sequence:** The target protein is fused with N-terminal His-Tag and its sequence is listed below.

MGHHHHHSGS-MAGKPKLHYF NGRGRMEPIR WLLAAAGVEF EEKFIGSAED  
LGKLRNDGSL MFQQVPMVEI DGMKLVQTRA ILNYIASKYN LYGKDIKERA LIDMYTEGMA  
DLNEMILLLP LCRPEEKDAK IALIKEKTKS RYFPAFEKVL QSHGQDYLVG NKLSRADISL  
VELLYYVEEL DSSLISNFPL LKALKTRISN LPTVKKFLQP GSPRKPPADA KALEEARKIF RF

## **[ ANTIBODY SPECIFICITY ]**

The antibody is a rabbit polyclonal antibody raised against GSTa3. It has been selected for its ability to recognize GSTa3 in immunohistochemical staining and western blotting.

## **[ APPLICATIONS ]**

Western blotting: 1:100-400

Immunocytochemistry in formalin fixed cells: 1:100-500

Immunohistochemistry in formalin fixed frozen section: 1:100-500

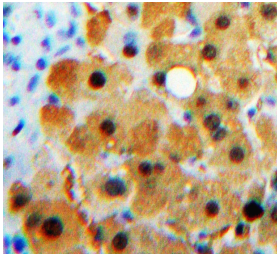
Immunohistochemistry in paraffin section: 1:50-200

*Unique product Superb quality Client favorite Nicest service*  ISO9001:2008;  ISO13485:2003; 

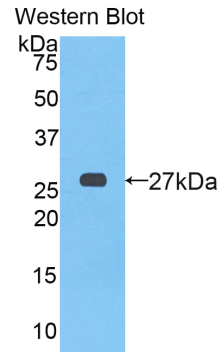
Enzyme-linked Immunosorbent Assay: 1:100-200

Optimal working dilutions must be determined by end user.

## [ IMAGES ]



**Used in DAB staining on formalin fixed paraffin- embedded Liver tissue**



**Used in Western Blot ,Sample: Recombinant GSTa3,Human**

## [ CONTENTS ]

**Form & Buffer:** Supplied as solution form in PBS, pH7.4, containing 0.02%  $\text{NaN}_3$ , 50% glycerol.

## [ QUALITY CONTROL ]

**Content:** The quality control contains recombinant GSTa3 (Met1~Phe222) disposed in loading buffer.



**Usage:** 10uL per well when 3,3'-Diaminobenzidine(DAB) as the substrate.  
5uL per well when used in enhanced chemiluminescent (ECL).

**Note:** The quality control is specifically manufactured as the positive control. Not used for other purposes.

**Loading Buffer:** 100mM Tris(pH8.8), 2% SDS, 200mM NaCl, 50% glycerol, BPB 0.01%,  $\text{NaN}_3$  0.02%.

## [ STORAGE ]

Store at 4°C for frequent use. Stored at -20°C to -80°C in a manual defrost freezer for one year without detectable loss of activity. Avoid repeated freeze-thaw cycles.

*Unique product Superb quality Client favorite Nicest service*  ISO9001:2008 ;  ISO13485:2003 ; CE

11271 Richmond Avenue, H104, Houston, TX 77082, USA | Toll free: 001-888-960-7402 | Fax: 001-832-538-0088 | Email: mail@uscnc.us | Http://www.uscnc.us  
Export Processing Zone, Wuhan 430056, P.R.China | Toll free: 0086-800-880-0687 | Fax: 0086-27-8425-9551 | Email: mail@uscnc.com | Http://www.uscnc.com