


A90488Ra01
Polyclonal Antibody to Keratin 5 (KRT5)
Instruction manual

FOR IN VITRO USE AND RESEARCH USE ONLY
NOT FOR USE IN CLINICAL DIAGNOSTIC PROCEDURES

5th Edition (Revised in January, 2013)

[PRODUCT INFORMATION]




Immunogen: KRT5
Clonality: Polyclonal
Host: Rabbit
Species Reactivity: Rat
Ig type: Rabbit IgG
Purification: Antibodies are purified by target protein affinity chromatography.
Applications: WB, ICC, IHC-P, IHC-F
Form: Liquid
Size: 100µg



Sample: Recombinant rat KRT5

[IMMUNOGEN INFORMATION]

Immunogen: Recombinant rat KRT5 (Ile335~Glu473) expressed in *E.coli*.
Molecular Weight: 21.9kDa
USCN accession No.: P90488Ra01
Sequence: The target protein is fused with N-terminal His-Tag and its sequence is listed below.
MHHHHHSSGLVPRGSGMKETAATAKFERQHMDSPDLGTDDDDKAMADIGSEF-IAEVKA
QYEDIANRSR TEAESWYQTK YEELQQTAGR HGDDLRLNTRKH EISEMNRMIQ RLRSEIDNVK
KQCANLQNAI AEAQERGELA LKDARNKLTE LEEALQKAKQ DMARLLREYQ ELMNTKLALD
VEIATYRKLL EGE

Unique product Superb quality Client favorite Nicest service  ISO9001:2008;  ISO13485:2003; 

[ANTIBODY SPECIFICITY]

Anti KRT5 is a rabbit polyclonal antibody raised against rat KRT5. This antibody has been selected for its ability to recognize rat KRT5 in immunohistochemical staining and western blotting, non cross-reactive with other members of the family.

[APPLICATIONS]

Western blotting: 1:100-400

Immunocytochemistry in formalin fixed cells: 1:100-500

Immunohistochemistry in formalin fixed frozen section: 1:100-500

Immunohistochemistry in paraffin section: 1:50-200

Optimal working dilutions must be determined by end user.

[CONTENTS]

Form & Buffer: Supplied as solution form in PBS, pH 7.4, containing 0.02% Na₃N, 50% glycerol.

[QUALITY CONTROL]

Content: The quality control contains recombinant rat KRT5 (Ile335~Glu473) disposed in loading buffer.

Usage: 10uL per well when 3,3'-Diaminobenzidine(DAB) as the substrate.
5uL per well when used in enhanced chemiluminescent (ECL).

Note: The quality control is specifically manufactured as the positive control. Not used for other purposes.

Loading buffer: 100mM Tris(PH 8.8), 2%SDS, 200mM NaCl, 50% glycerol, BPB 0.01%, Na₃N 0.02%.

[STORAGE]

Store at 4°C for frequent use. Stored at -20°C to -80°C in a manual defrost freezer for one year without detectable loss of activity. Avoid repeated freeze-thaw cycles.