

pA90305Mu01
Polyclonal Antibody to Thyroxine Binding Globulin (TBG)
Organism: Mus musculus (Mouse)
Instruction manual

FOR IN VITRO USE AND RESEARCH USE ONLY
NOT FOR USE IN CLINICAL DIAGNOSTIC PROCEDURES

7th Edition (Revised in May, 2013)

[**PRODUCT INFORMATION**]

Immunogen: TBG, Mouse

Clonality: Polyclonal

Host: Rabbit

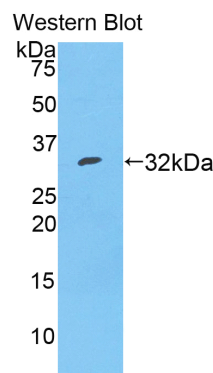
Immunoglobulin Type: IgG

Purification: Affinity Chromatography.

Applications: WB, ICC, IHC-P, IHC-F, ELISA

Concentration: 200µg/mL

UOM: 100µg



Sample: Recombinant TBG, Mouse

[**IMMUNOGEN INFORMATION**]

Immunogen: Recombinant TBG (Asn127~Ala393) expressed in *E. coli*.

USCN Accession No.: rP90305Mu01

Sequence: The target protein is fused with N-terminal His-Tag and its sequence is listed below.

MGHHHHHSGSEF-NELE LQMGNAVFIG QQLKPLAKFL DDVKTLYETE VFSTDFS NVS
AAQHKINSYV EKQTKGKIVG LIQGLKLNII MILVNYIHFR AQWANPFRVS KTESSNF SV
DKSTTVQVPM MHQLEQYYHY VDMELNCTVL QMDYSENALA LFVLPKEGHM
EWVEAAMSSK TLKKWNYLLQ KGWVELFV PK FSISATYDLG STLQKMGMRD AFAESADFP G
ITEDSGLKLS YAFHKAVLHIGEEGTKEGAS PEVGLDQQE VPPLHPVIRL DRA

Unique product Superb quality Client favorite Nicest service  ISO9001:2008 ;  ISO13485:2003 ; 

[ANTIBODY SPECIFICITY]

The antibody is a rabbit polyclonal antibody raised against TBG. It has been selected for its ability to recognize TBG in immunohistochemical staining and western blotting.

[APPLICATIONS]

Western blotting: 1:100-400

Immunocytochemistry in formalin fixed cells: 1:100-500

Immunohistochemistry in formalin fixed frozen section: 1:100-500

Immunohistochemistry in paraffin section: 1:50-200

Enzyme-linked Immunosorbent Assay: 1:100-200

Optimal working dilutions must be determined by end user.

[CONTENTS]

Form & Buffer: Supplied as solution form in PBS, pH7.4, containing 0.02% NaN₃, 50% glycerol.

[QUALITY CONTROL]

Content: The quality control contains recombinant TBG (Asn127~Ala393) disposed in loading buffer.



Usage: 10uL per well when 3,3'-Diaminobenzidine(DAB) as the substrate.
5uL per well when used in enhanced chemiluminescent (ECL).

Note: The quality control is specifically manufactured as the positive control. Not used for other purposes.

Loading Buffer: 100mM Tris(pH8.8), 2% SDS, 200mM NaCl, 50% glycerol, BPB 0.01%, NaN₃ 0.02%.

[STORAGE]

Store at 4°C for frequent use. Stored at -20°C to -80°C in a manual defrost freezer for one year without detectable loss of activity. Avoid repeated freeze-thaw cycles.

Unique product Superb quality Client favorite Nicest service  ISO9001:2008 ;  ISO13485:2003 ; 