

pA90303Mu01
Polyclonal Antibody to Galectin 3 (GAL3)
Organism: Mus musculus (Mouse)
Instruction manual

FOR IN VITRO USE AND RESEARCH USE ONLY
NOT FOR USE IN CLINICAL DIAGNOSTIC PROCEDURES

7th Edition (Revised in May, 2013)

[PRODUCT INFORMATION]

Immunogen: GAL3, Mouse

Clonality: Polyclonal

Host: Rabbit

Immunoglobulin Type: IgG

Purification: Affinity Chromatography.

Applications: WB, ICC, IHC-P, IHC-F, ELISA

Concentration: 200µg/mL

UOM: 100µg

[IMMUNOGEN INFORMATION]

Immunogen: Recombinant GAL3 (Ala2~Ile264) expressed in *E. coli*.

USCN Accession No.: rP90303Mu01

Sequence: The target protein is fused with N-terminal His-Tag and its sequence is listed below.

MGHHHHHHSSEF-ADSFSLNDA LAGSGNPNPQ GYPGAWGNQP GAGGYPGAAY
PGAYPGQAPP GAYPGQAPPG AYPGQAPPSA YPGPTAPGAY PGPTAPGAYP
GSTAPGAFPG QPGAPGAYPS APGGYPAAGP YGVPAGPLTV PYDLPLPGGV MPRMLITIMG
TVKPNANRIV LDFRRGNDVA FHFNPRFNEN NRRVIVCNTK QDNNWGKEER QSAFPFESGK
PFKIQLVLEA DHFKVAVNDA HLLQYNHRMK NLREISQLGI SGDITLTSAN HAMI

[ANTIBODY SPECIFICITY]




The antibody is a rabbit polyclonal antibody raised against GAL3. It has been selected for its ability to recognize GAL3 in immunohistochemical staining and western blotting.

[APPLICATIONS]

Western blotting: 1:100-400

Immunocytochemistry in formalin fixed cells: 1:100-500

Immunohistochemistry in formalin fixed frozen section: 1:100-500

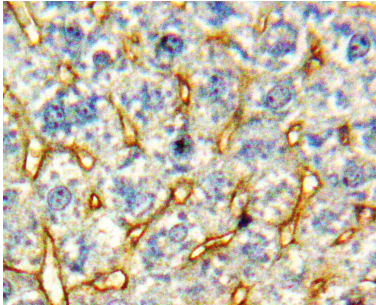
Unique product Superb quality Client favorite Nicest service  ISO9001:2008;  ISO13485:2003; 

Immunohistochemistry in paraffin section: 1:50-200

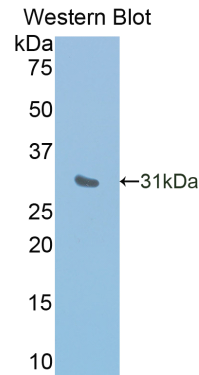
Enzyme-linked Immunosorbent Assay: 1:100-200

Optimal working dilutions must be determined by end user.

[IMAGES]



Used in DAB staining on formalin fixed paraffin- embedded Liver tissue



Used in Western Blot ,Sample: Recombinant GAL3,Mouse

[CONTENTS]

Form & Buffer: Supplied as solution form in PBS, pH7.4, containing 0.02% NaN_3 , 50% glycerol.

[QUALITY CONTROL]

Content: The quality control contains recombinant GAL3 (Ala2~Ile264) disposed in loading buffer.




Usage: 10uL per well when 3,3'-Diaminobenzidine(DAB) as the substrate.
5uL per well when used in enhanced chemiluminescent (ECL).

Note: The quality control is specifically manufactured as the positive control. Not used for other purposes.

Loading Buffer: 100mM Tris(pH8.8), 2% SDS, 200mM NaCl, 50% glycerol, BPB 0.01%, NaN_3 0.02%.

[STORAGE]

Store at 4°C for frequent use. Stored at -20°C to -80°C in a manual defrost freezer for one year without detectable loss of activity. Avoid repeated freeze-thaw cycles.

Unique product Superb quality Client favorite Nicest service  ISO9001:2008;  ISO13485:2003;  CE