

A90129Ra01

Polyclonal Antibody to Tissue Inhibitors Of Metalloproteinase 3 (TIMP3)

Instruction manual

FOR IN VITRO USE AND RESEARCH USE ONLY
NOT FOR USE IN CLINICAL DIAGNOSTIC PROCEDURES

5th Edition (Revised in January, 2013)

[PRODUCT INFORMATION]

Immunogen: TIMP3

Clonality: Polyclonal

Host: Rabbit

Species Reactivity: Rat


Ig type: Rabbit IgG

Purification: Antibodies are purified by target protein affinity chromatography.

Applications: WB, ICC, IHC-P, IHC-F

Form: Liquid

Size: 100µg



Sample: Recombinant rat TIMP3

[IMMUNOGEN INFORMATION]




Immunogen: Recombinant rat TIMP3 (Ser27~Thr209) expressed in *E.coli*.

Molecular Weight: 22.7kDa

USCN accession No.: P90129Ra01

Sequence: The target protein is fused with N-terminal His-Tag and its sequence is listed below.

MGHHHHHHSGSEF- SPSH PQDAFCNSDI VIRAKVVGKK LVKEGPFGLT VYTIKQMKMY
RGFSKMPHVQ YIHTASESL CGLKLEVNYK QYLLTGRVYE GKMYTGLCNF VERWDHLTSL
QRKGLNYRYH LGCNCKIKSC YYLPCFVTSK KECLWTDMLS NFGYPGYQSK HYACIRQKGG
YCSWYRGWAP PDKSISNAT

Unique product Superb quality Client favorite Nicest service  ISO9001:2008;  ISO13485:2003; 

[ANTIBODY SPECIFICITY]

Anti TIMP3 is a rabbit polyclonal antibody raised against rat TIMP3. This antibody has been selected for its ability to recognize rat TIMP3 in immunohistochemical staining and western blotting, non cross-reactive with other members of the family.

[APPLICATIONS]

Western blotting: 1:100-400

Immunocytochemistry in formalin fixed cells: 1:100-500

Immunohistochemistry in formalin fixed frozen section: 1:100-500

Immunohistochemistry in paraffin section: 1:50-200

Optimal working dilutions must be determined by end user.

[CONTENTS]

Form & Buffer: Supplied as solution form in PBS, pH 7.4, containing 0.02% Na₃N, 50% glycerol.

[QUALITY CONTROL]

Content: The quality control contains recombinant rat TIMP3 (Ser27~Thr209) disposed in loading buffer.

Usage: 10uL per well when 3,3'-Diaminobenzidine(DAB) as the substrate.
5uL per well when used in enhanced chemiluminescent (ECL).

Note: The quality control is specifically manufactured as the positive control. Not used for other purposes.

Loading buffer: 100mM Tris(PH 8.8), 2%SDS, 200mM NaCl, 50% glycerol, BPB 0.01%, Na₃N 0.02%.

[STORAGE]

Store at 4°C for frequent use. Stored at -20°C to -80°C in a manual defrost freezer for one year without detectable loss of activity. Avoid repeated freeze-thaw cycles.