

PAA128Hu01**Polyclonal Antibody to Tissue Inhibitors Of Metalloproteinase 2 (TIMP2)****Organism: Homo sapiens (Human)*****Instruction manual***

FOR IN VITRO USE AND RESEARCH USE ONLY

NOT FOR USE IN CLINICAL DIAGNOSTIC PROCEDURES

8th Edition (Revised in Jun, 2013)

[PRODUCT INFORMATION]**Immunogen:** TIMP2, Human**Clonality:** Polyclonal**Host:** Rabbit**Immunoglobulin Type:** IgG**Purification:** Affinity Chromatography.**Applications:** WB, ICC, IHC-P, IHC-F, ELISA**Concentration:** 200µg/mL**UOM:** 100µg**[IMMUNOGEN INFORMATION]****Immunogen:** Recombinant TIMP2 (Cys27~Pro220) expressed in *E. coli*.**USCN Accession No.:** RPA128Hu01**Sequence:** The target protein is fused with N-terminal His-Tag and its sequence is listed below.MGHHHHHHSQSEF-CSCS PVHPQQAFCN ADVVIRAKAV SEKEVDSGND IYGNPIKRIQ
YEIKQIKMFK GPEKDIEFIY TAPSSAVCGV SLDVGGKKEY LIAGKAEGDG KMHITLCDFI
VPWDTLSTTQ KKSLNHRYQM GCECKITRCP MIPCYISSPD ECLWMDWVTE KNINGHQAKF
FACIKRSDGS CAWYRGAAPP KQEFLDIEDP**[ANTIBODY SPECIFICITY]**

The antibody is a rabbit polyclonal antibody raised against TIMP2. It has been selected for its ability to recognize TIMP2 in immunohistochemical staining and western blotting.

[APPLICATIONS]

Western blotting: 1:100-400

Immunocytochemistry in formalin fixed cells: 1:100-500

Immunohistochemistry in formalin fixed frozen section: 1:100-500

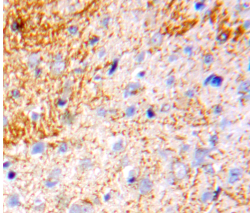
Immunohistochemistry in paraffin section: 1:50-200

Unique product Superb quality Client favorite Nicest service  ISO9001:2008;  ISO13485:2003;  CE


Enzyme-linked Immunosorbent Assay: 1:100-200

Optimal working dilutions must be determined by end user.

[IMAGES]



Used in DAB staining on formalin fixed
paraffin-embedded Brain tissue



Used in Western Blot ,Sample:
Recombinant TIMP2,Human

[CONTENTS]

Form & Buffer: Supplied as solution form in PBS, pH7.4, containing 0.02% NaN_3 , 50% glycerol.

[QUALITY CONTROL]

Content: The quality control contains recombinant TIMP2 (Cys27~Pro220) disposed in loading buffer.



Usage: 10uL per well when 3,3'-Diaminobenzidine(DAB) as the substrate.
5uL per well when used in enhanced chemiluminescent (ECL).

Note: The quality control is specifically manufactured as the positive control. Not used for other purposes.

Loading Buffer: 100mM Tris(pH8.8), 2% SDS, 200mM NaCl, 50% glycerol, BPB 0.01%, NaN_3 0.02%.

[STORAGE]

Store at 4°C for frequent use. Stored at -20°C to -80°C in a manual defrost freezer for one year without detectable loss of activity. Avoid repeated freeze-thaw cycles.

Unique product Superb quality Client favorite Nicest service  ISO9001:2008 ;  ISO13485:2003 ; 