


A90119Ra01
Antibody to Cluster Of Differentiation 40 Ligand (CD40L)
Organism: Rattus norvegicus (Rat)
Instruction manual

FOR IN VITRO USE AND RESEARCH USE ONLY
NOT FOR USE IN CLINICAL DIAGNOSTIC PROCEDURES

6th Edition (Revised in March, 2013)

[PRODUCT INFORMATION]




Immunogen: CD40L, Rat
Clonality: Polyclonal
Host: Rabbit
Immunoglobulin Type: IgG
Purification: Affinity Chromatography.
Applications: WB, ICC, IHC-P, IHC-F
Concentration: 200µg/mL
UOM: 100µg



Sample: Recombinant CD40L, Rat

[IMMUNOGEN INFORMATION]

Immunogen: Recombinant CD40L (Lys105~Leu260) expressed in *E.coli*.
USCN Accession No.: P90119Ra01
Sequence: The target protein is fused with two N-terminal Tags, His-tag and GST-tag and its sequence is listed below.
MRNKKFELGLEFPNLPYYIDGDVKLTQSMAIIRYIADKHNMLGGCPKERAEISMLEGAVLDIRY
GVSRIAYSKDFETLKVDFLSKLPEMLKMFEDRLCHKTYLNGDHVTHPDFMLYDALDVVLYMDP
MCLDAFPKLVCFKKRIEAIPQIDKYLKSSKYIAWPLQGQWQATFGGGDHPKSDGSTSGSGHHH
HHHSAGLVPRGSTAIGMKETAATAKFERQHMDSPDLGTLEVLVLFQGGLGSEF- KKEKSF
EMQRGDEDPQ IAAHVVSEAN SNAASVLQWA KKGYYTMKSN LVLLENGRQL TVKREGLYYV
YTQVTFCSNR EPLSQRPFIV SLWLKPSSTGS ERILLRAANT HSSSKLCEQQ SIHLGGVFEL
QAGASVFNV TEASQVIHGI GFSSIGLLKL

Unique product Superb quality Client favorite Nicest service  ISO9001:2008 ;  ISO13485:2003 ; 

[ANTIBODY SPECIFICITY]

The antibody is a rabbit polyclonal antibody raised against CD40L. It has been selected for its ability to recognize CD40L in immunohistochemical staining and western blotting.

[APPLICATIONS]

Western blotting: 1:100-400

Immunocytochemistry in formalin fixed cells: 1:100-500

Immunohistochemistry in formalin fixed frozen section: 1:100-500

Immunohistochemistry in paraffin section: 1:50-200

Optimal working dilutions must be determined by end user.

[CONTENTS]

Form & Buffer: Supplied as solution form in PBS, pH7.4, containing 0.02% NaN₃, 50% glycerol.

[QUALITY CONTROL]

Content: The quality control contains recombinant CD40L (Lys105~Leu260) disposed in loading buffer.

Usage: 10uL per well when 3,3'-Diaminobenzidine(DAB) as the substrate.
5uL per well when used in enhanced chemiluminescent (ECL).

Note: The quality control is specifically manufactured as the positive control. Not used for other purposes.

Loading Buffer: 100mM Tris(pH8.8), 2% SDS, 200mM NaCl, 50% glycerol, BPB 0.01%, NaN₃ 0.02%.

[STORAGE]

Store at 4°C for frequent use. Stored at -20°C to -80°C in a manual defrost freezer for one year without detectable loss of activity. Avoid repeated freeze-thaw cycles.