

**A90095Mu01**  
**Antibody to Macrophage Inflammatory Protein 3 Alpha (MIP3a)**  
***Instruction manual***

FOR IN VITRO USE AND RESEARCH USE ONLY  
NOT FOR USE IN CLINICAL DIAGNOSTIC PROCEDURES

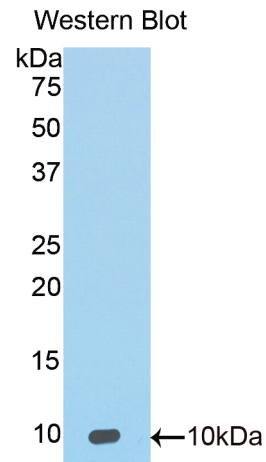
---

---

6th Edition (Revised in March, 2013)

**[ PRODUCT INFORMATION ]**




**Immunogen:** MIP3a  
**Clonality:** Polyclonal  
**Host:** Rabbit  
**Organism:** Mouse  
**Immunoglobulin Type:** IgG  
**Purification:** Affinity Chromatography.  
**Applications:** WB, ICC, IHC-P, IHC-F  
**Concentration:** 200µg/mL  
**UOM:** 100µg



*Sample: Recombinant Mouse MIP3a*

**[ IMMUNOGEN INFORMATION ]**

**Immunogen:** Recombinant mouse MIP3a (Gln24~Met97) expressed in *E.coli*.  
**USCN Accession No.:** P90095Mu01  
**Sequence:** The target protein is fused with N-terminal His-Tag and its sequence is listed below.  
MGHHHHHSGSEF- QAEAASN YDCCLSYIQT PLPSRAIVGF TRQMADEACD INAIIFHTKK  
RKSVCADPKQ NWWKRAVNLL SLRVKKM

*Unique product Superb quality Client favorite Nicest service*  ISO9001:2008 ;  ISO13485:2003 ; 

11271 Richmond Avenue, H104, Houston, TX 77082, USA | Toll free: 001-888-960-7402 | Fax: 001-832-538-0088 | Email: mail@uscnc.us | Http://www.uscnc.us  
Export Processing Zone, Wuhan 430056, P.R.China | Toll free: 0086-800-880-0687 | Fax: 0086-27-8425-9551 | Email: mail@uscnc.com | Http://www.uscnc.com

## [ ANTIBODY SPECIFICITY ]

Anti MIP3a is a rabbit polyclonal antibody raised against mouse MIP3a. This antibody has been selected for its ability to recognize mouse MIP3a in immunohistochemical staining and western blotting, non cross-reactive with other members of the family.

## [ APPLICATIONS ]

Western blotting: 1:100-400

Immunocytochemistry in formalin fixed cells: 1:100-500

Immunohistochemistry in formalin fixed frozen section: 1:100-500

Immunohistochemistry in paraffin section: 1:50-200

Optimal working dilutions must be determined by end user.

## [ CONTENTS ]

**Form & Buffer:** Supplied as solution form in PBS, pH7.4, containing 0.02% Na<sub>3</sub>N, 50% glycerol.

## [ QUALITY CONTROL ]

**Content:** The quality control contains recombinant mouse MIP3a(Gln24~Met97) disposed in loading buffer.

**Usage:** 10uL per well when 3,3'-Diaminobenzidine(DAB) as the substrate.  
5uL per well when used in enhanced chemiluminescent (ECL).

**Note:** The quality control is specifically manufactured as the positive control. Not used for other purposes.

**Loading Buffer:** 100mM Tris(pH8.8), 2% SDS, 200mM NaCl, 50% glycerol, BPB 0.01%, Na<sub>3</sub>N 0.02%.

## [ STORAGE ]

Store at 4°C for frequent use. Stored at -20°C to -80°C in a manual defrost freezer for one year without detectable loss of activity. Avoid repeated freeze-thaw cycles.

*Unique product Superb quality Client favorite Nicest service*  ISO9001:2008 ;  ISO13485:2003 ;  CE