


A90069Mu01
Antibody to N-Acetyl Beta-D-Glucosaminidase (NAGase)
Instruction manual

FOR IN VITRO USE AND RESEARCH USE ONLY
 NOT FOR USE IN CLINICAL DIAGNOSTIC PROCEDURES

6th Edition (Revised in March, 2013)

[PRODUCT INFORMATION]

Immunogen: NAGase
Clonality: Polyclonal
Host: Rabbit
Organism: Mouse
Immunoglobulin Type: IgG
Purification: Affinity Chromatography.
Applications: WB, ICC, IHC-P, IHC-F
Concentration: 200µg/mL
UOM: 100µg



Sample: Recombinant Mouse NAGase

[IMMUNOGEN INFORMATION]

Immunogen: Recombinant mouse NAGase (Arg83~Thr222) expressed in *E. coli*.
USCN Accession No.: P90069Mu01
Sequence: The target protein is fused with N-terminal His-Tag and its sequence is listed below.

MGHHHHHSGS- RRLQKWEL NTYLYAPKDD YKHRMFWREM YSVEEAEQLM
 TLISAAREYE IEFYAI SPG LDITFSNPKE VSTLKRKLDQ VSQFGCRSFA LLFDDIDHNM
 CAADKEVFSS FAHAQVSITN EIYQYLGEPE TFLFCPTEYC GT

Unique product Superb quality Client favorite Nicest service  ISO9001:2008 ;  ISO13485:2003 ; 

[ANTIBODY SPECIFICITY]

Anti NAGase is a rabbit polyclonal antibody raised against mouse NAGase. This antibody has been selected for its ability to recognize mouse NAGase in immunohistochemical staining and western blotting, non cross-reactive with other members of the family.

[APPLICATIONS]

Western blotting: 1:100-400

Immunocytochemistry in formalin fixed cells: 1:100-500

Immunohistochemistry in formalin fixed frozen section: 1:100-500

Immunohistochemistry in paraffin section: 1:50-200

Optimal working dilutions must be determined by end user.

[CONTENTS]

Form & Buffer: Supplied as solution form in PBS, pH7.4, containing 0.02% Na₃N, 50% glycerol.

[QUALITY CONTROL]

Content: The quality control contains recombinant mouse NAGase(Arg83~Thr222) disposed in loading buffer.



Usage: 10uL per well when 3,3'-Diaminobenzidine(DAB) as the substrate.
5uL per well when used in enhanced chemiluminescent (ECL).

Note: The quality control is specifically manufactured as the positive control. Not used for other purposes.

Loading Buffer: 100mM Tris(pH8.8), 2% SDS, 200mM NaCl, 50% glycerol, BPB 0.01%, Na₃N 0.02%.

[STORAGE]

Store at 4°C for frequent use. Stored at -20°C to -80°C in a manual defrost freezer for one year without detectable loss of activity. Avoid repeated freeze-thaw cycles.

Unique product Superb quality Client favorite Nicest service  ISO9001:2008 ;  ISO13485:2003 ; 